

DLV7100/7200/8100/8200 series

■ For Machine Screws (2.6 - 6.0 mm)

Features

Long Time Selling, Reliable and High Performance

- Transformerless space saving model built in automatic stop circuit.
- Combination of unique clutch mechanism and automatic stop circuit maintains high repetitive torque accuracy.
- The lever start type DLV7100 / 7200 series is suited for temporarily tightening screws and tightening screws set at angles.
- The DLV8100 / 8200 series is push to start type for continuous screw tightening.
- The high speed type DLV7200 / 8200 series enhances working efficiency.
- The high torque type DLV7251 / 8150 / 8251 series is equipped with a grip, which is useful for tightening big screws like 6 mm machine screws.



DLV7100/7200 series

DLV8100/8200 series

DLV7251

DLV8150/8251

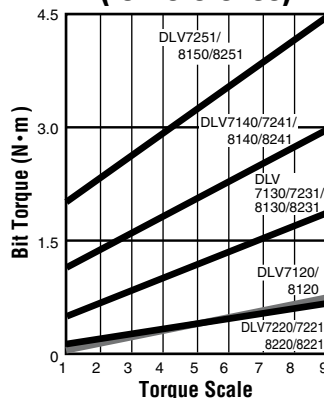
Specifications

Model	100 V AC Input	Standard			High Speed			High Torque	Standard			High Torque	High Speed			High Torque			
	230 V AC Input	DLV7120-EJN	DLV7130-EJN	DLV7140-EJN	DLV7220-EJN	DLV7231-EJN	DLV7241-EJN	DLV7251-EKN	DLV8120-EJN	DLV8130-EJN	DLV8140-EJN	DLV8150-EKN	DLV8220-EJN	DLV8231-EJN	DLV8241-EJN	DLV8251-EKN			
		DLV7120-JJE	DLV7130-JJE	DLV7140-JJE					DLV8120-JJE ^{*1}	DLV8130-JJE	DLV8140-JJE								
		DLV7120-JKE	DLV7130-JKE	DLV7140-JKE		DLV7221-JKE			DLV8120-JKE	DLV8130-JKE	DLV8140-JKE	DLV8150-JKE		DLV8221-JKE					
Starting Method		Lever Start							Push to Start										
Torque Adjustment		Stepless																	
Torque (N·m)		0.25-0.75	0.50-1.70	1.20-3.00	0.35-0.70	0.35-0.70	0.50-1.70	1.20-3.00	2.00-4.50	0.25-0.75	0.50-1.70	1.20-3.00	2.00-4.50	0.35-0.70	0.35-0.70	0.50-1.70	1.20-3.00	2.00-4.50	
Free Speed (min ⁻¹)		900	900	600	3,000	1,800	1,800	1,100	700	900	900	600	400	2,800	1,800	1,800	1,100	700	
Power Consumption (W)		Approx. 35			Approx. 45				Approx. 35			Approx. 45							
Screw Size (mm)	Machine Screw	2.6-3.0	2.6-4.0	3.5-5.0	2.6-3.0	2.6-3.0	2.6-4.0	3.5-5.0	4.5-6.0	2.6-3.0	2.6-4.0	3.5-5.0	4.5-6.0	2.6-3.0	2.6-4.0	2.6-4.0	3.5-5.0	4.5-6.0	
	Tapping Screw	2.3-3.0	2.3-3.5	3.0-4.0	2.3-3.0	2.3-3.0	2.3-3.5	3.0-4.0	4.0-5.0	2.3-3.0	2.3-3.5	3.0-4.0	4.0-5.0	2.3-3.0	2.3-3.0	2.3-3.5	3.0-4.0	4.0-5.0	
Bit Type (mm)	For EJN / JJE																		
	For EKN / JKE																		
Mass (g)		700			700			890	690			890	690			890			

*1 : This model is made to order.

*2 : Bit Shank; "-□J□"=Hex.5 mm, "-□K□"=Hex.6.35 mm

Torque Diagram (for reference)

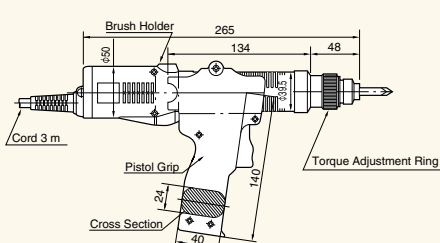


Standard Accessories

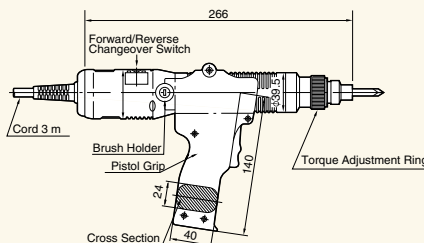
Bit	No.	EJN / JJE	JKE except DLV8150-JKE	EKN / DLV8150-JKE
	No.1 x 6 x 70	1	—	—
No.1 x 7 x 75	—	—	1	—
No.2 x 6 x 70	1	—	—	—
No.2 x 7 x 75	—	—	1	1
No.3 x 7 x 50	—	—	—	1
Spare Carbon Brush		2		
Suspension Bail		1		

External Dimensions

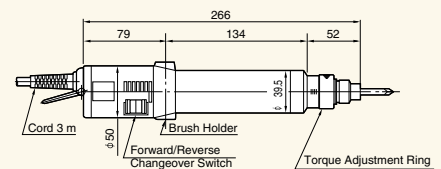
●DLV7251



●DLV8150/8251



●DLV8120/8130/8140/8220/8221/8231/8241



Unit: mm

DLV7100/7200/8100/8200 series