

Controller with Speed Adjustment and Screw Counter

■ For DLV7500/8500 series

● DLC4511-GGB/DLR1510-JE



DLC4511-GGB




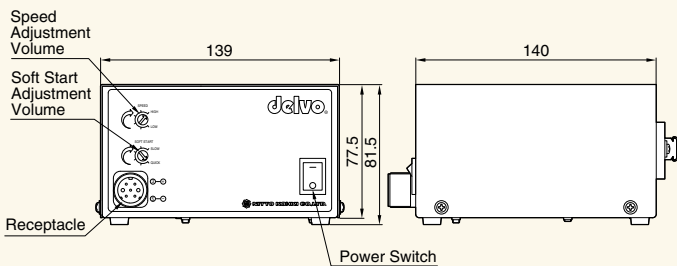
DLR1510-JE

Specifications

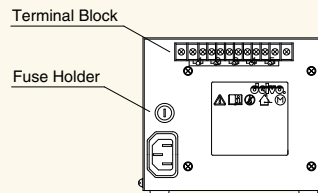
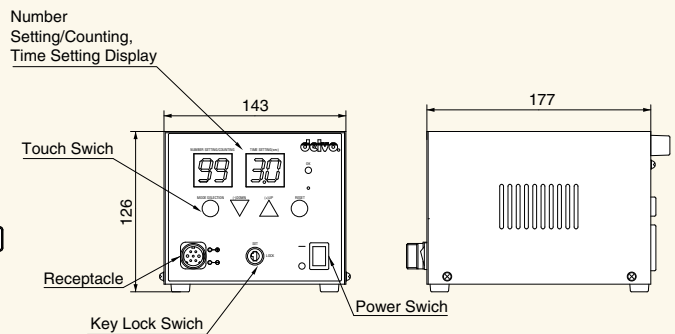
Model	Control Function	Input Voltage	Mass (kg)	External Dimensions (mm)
DLC4511-GGB	Stepless speed adjustment - 80 - 100 % Soft start - adjustable time setting of slow speed (max. 3 sec.) External output signals - Start and Torque up Electro-Static Discharge(ESD) Control	230 V AC, 50/60 Hz	3.5	W139 x D140 x H81.5
DLR1510-JE	Screw counting - OK lamp and buzzer for notification Variable non-operation time Setting protection by key lock switch Setting by touch switch for easy operation External output signals - Start, Torque up, Count up & Cycle OK		5.1	W143 x D177 x H126

External Dimensions

● DLC4511-GGB



● DLR1510-JE



Unit: mm