

# DLV30/45/70-IKE series ■ For Machine Screws (2.6 - 8.0 mm)

## Features

Incorporates long-life brushless motors

- The newly designed clutch mechanism offers precise torque repeatability over sustained periods of use
- Three series of screwdrivers: DLV30/45/70-IKE can be operated by one standard control unit giving you wide screw tightening torque coverage from 0.4 to 7.0 Nm and maximum free speeds of 650, 1,200 or 2,000 min<sup>-1</sup>
- Compliant with CE



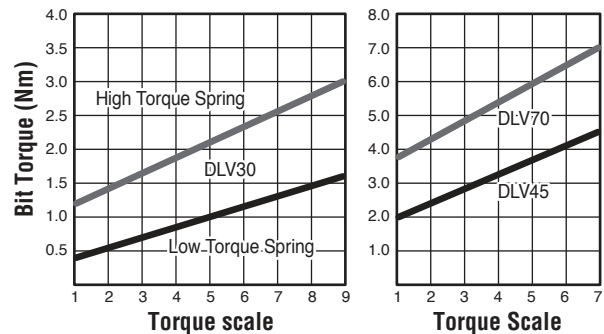
## Specifications

Model	Series	DLV30 Series			DLV45 Series		DLV70 Series
	Lever Start	DLV30LL-IKE	DLV30SL-IKE	DLV30HL-IKE	DLV45LL-IKE	DLV45SL-IKE	DLV70LL-IKE
	Push to Start	DLV30LP-IKE	DLV30SP-IKE	DLV30HP-IKE	DLV45LP-IKE	DLV45SP-IKE	DLV70LP-IKE
Input Voltage		40 V DC					
Torque Adjustment (Nm)	Low Torque Spring (Standard Accessory)	0.4 - 1.6			2.0 - 4.5		3.8 - 7.0
	High Torque Spring (Built-in)	1.2 - 3.0					
*1 Adjustable Speed Range (min <sup>-1</sup> )		390 - 650	720 - 1,200	1,200 - 2,000	390 - 650	720 - 1,200	390 - 650
*1 Adjustable Soft Start Time (sec)		0 - 2					
*1 Free Speed at Soft Start (min <sup>-1</sup> )		260	480	800	260	480	260
Screw Size (mm)	Machine Screw	2.6 - 5.0			4.5 - 6.0		5.0 - 8.0
	Tapping Screw	2.5 - 4.0			4.0 - 5.0		4.5 - 6.0
Mass (g)		720			870 (with Pistol Grip)		
Bit Type (mm)							
Standard Accessories		Bit No.2 x 7 x 75 : 1 pc. Suspension Ball : 1 pc. Low Torque Spring : 1 pc.					
Controller		DLR70S-WGB (See Page 20) DLC70S-WGB (See Page 21)					

\*1 : Values are obtainable in combination with control unit DLR70S-WGB or DLC70S-WGB.

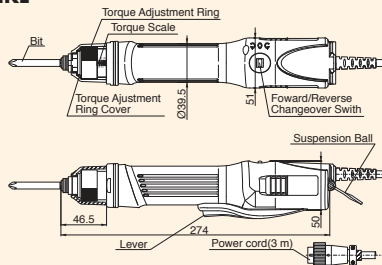
\* IJE types for 5 mm hex. bit are available on request.

## Torque Diagram (for reference)

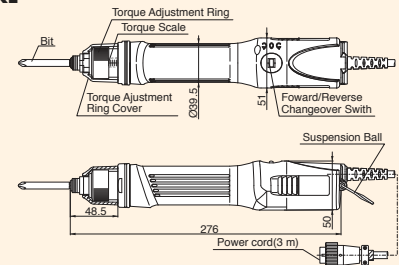


## External Dimensions

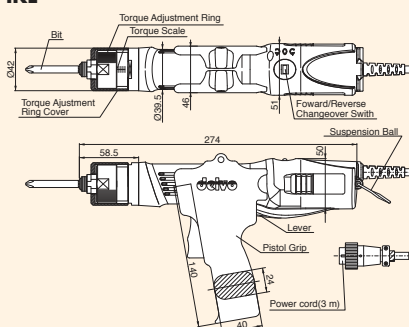
### ●DLV30LL/30SL/30HL-IKE



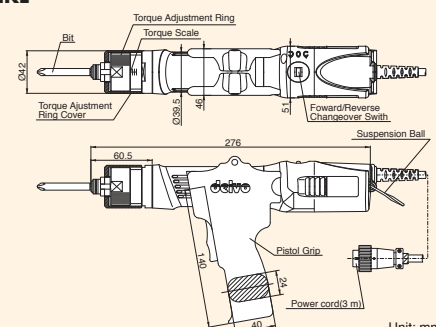
### ●DLV30LP/30SP/30HP-IKE



### ●DLV45LL/45SL/70LL-IKE



### ●DLV45LP/45SP/70LP-IKE



Unit: mm

DLV30/45/70-IKE series