


HAKKO Original Paint Hose Series

Fittings for Paint Hose Series

Fittings for Solvent Transfer Hose

- Applicable Hose
Solvent Transfer Hose
(E-SV)



Fixed Type(E-EM)



Image	Model Number	Type	Applicable Hose Model Number	Thread	Sheet	Material	Product Weight g/piece
	E-EM-75-G1/4-B	Female Screw (Fixed)	E-SV-7	G1/4	Male Sheet	Brass	48
	E-EM-75-G3/8-B			G3/8			Nickel Plate
	E-EM-95-G3/8-B		E-SV-9	G3/8		304 Steel Use Stainless	85
	E-EM-75-G1/4-S		E-SV-7	G1/4			47
	E-EM-75-G3/8-S			G3/8			59

How to Install the Fittings for Paint Hose Series

<p>1. Pass the tightening nut through the hose.</p>	<p>2. Insert the hose into the nipple. Make sure the hose reaches the root of the nipple. Slide the nut onto the hose.</p>	<p>3. Use a wrench to securely fasten the nut.</p>	<p>4. After the joint is installed at both sides of the hose, please check electric continuity by tester.</p>
--	---	---	--

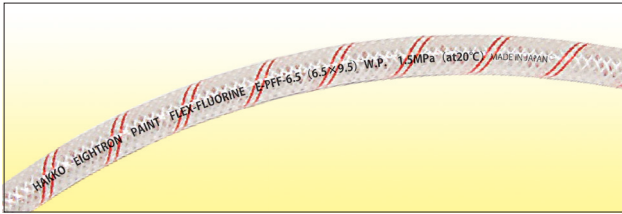
The Shape of Sheet Surface on Threaded Portion of Hose Joint

Sheet Surface →


At the other side, please select parallel thread of Female Sheet

Paint-Flex Series Original Fittings

■ Applicable Hose
Paint Flex-Fluorine Hose [E-PFF]



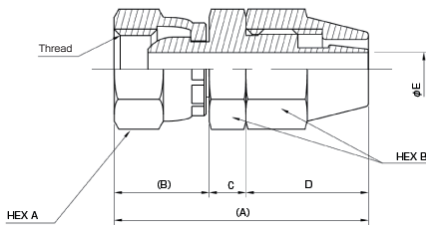
■ Applicable Hose
Paint Flex-Nylon Hose [E-PFN]



RoHS2 free

Image	Model Number	Type	Applicable Hose Model Number	Thread	Sheet	Material	Product Weight g/piece
	E-FS-6.5-G1/4	Female Screw (Fixed)	E-PFF-6.5	G1/4	Male Sheet	Wetted Part: SUS304	52
	E-FS-6.5-G3/8			G3/8			64
	E-FB-6.5-G1/4		E-PFN-6.5	G1/4		Brass Nickel Plate	54
	E-FB-6.5-G3/8			G3/8			66
	E-FB-8.9-G1/4		E-PFN-8.9	G1/4		Brass Nickel Plate	74
	E-FB-8.9-G3/8			G3/8			82
	E-FSG-6.5-G1/4	Female Screw (Fixed)	E-PFF-6.5	G1/4	Male Sheet	Wetted Part: SUS304	76
	E-FSG-6.5-G3/8			G3/8			88
	E-FBG-6.5-G1/4		E-PFN-6.5	G1/4		Brass Nickel Plate	78
	E-FBG-6.5-G3/8			G3/8			90
	E-FBG-8.9-G1/4		E-PFN-8.9	G1/4		Brass Nickel Plate	100
	E-FBG-8.9-G3/8			G3/8			110

Specification

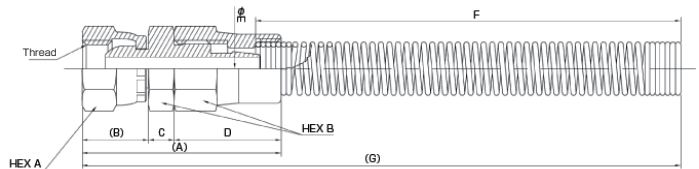


Material Wetted Part : SUS304, Nut : Brass Nickel Plate (RoHS2 Compliant)

Model Number	Dimension							Thread
	A	B	C	D	E	HEX A	HEX B	
E-FS-6.5-G1/4	42	16	6	20	5.5	17	17	G1/4
E-FS-6.5-G3/8	43	17	6	20	5.5	21	17	G3/8

Material Nut: Brass Nickel Plate (RoHS2 Compliant)

Model Number	Dimension							Thread
	A	B	C	D	E	HEX A	HEX B	
E-FB-6.5-G1/4	42	16	6	20	5.5	17	17	G1/4
E-FB-6.5-G3/8	43	17	6	20	5.5	21	17	G3/8
E-FB-8.9-G1/4	48	16	7	25	7.5	17	19	G1/4
E-FB-8.9-G3/8	49	17	7	25	7.5	21	19	G3/8



Material: Wetted Part: SUS304, Nut: Brass Nickel Plate (RoHS2 Compliant), Hose Guide: SUS304

Model Number	Dimension								Thread	
	A	B	C	D	E	F	G	HEX A		HEX B
E-FSG-6.5-G1/4	47	16	6	25	5.5	100 ~ 120	140 ~ 160	17	17	G1/4
E-FSG-6.5-G3/8	48	17	6	25	5.5	100 ~ 120	140 ~ 160	21	17	G3/8

Material: Brass Nickel Plate (RoHS2 Compliant), Hose Guide : SUS304

Model Number	Dimension								Thread	
	A	B	C	D	E	F	G	HEX A		HEX B
E-FBG-6.5-G1/4	47	16	6	25	5.5	100 ~ 120	140 ~ 160	17	17	G1/4
E-FBG-6.5-G3/8	48	17	6	25	5.5	100 ~ 120	140 ~ 160	21	17	G3/8
E-FBG-8.9-G1/4	53	16	7	30	7.5	100 ~ 120	140 ~ 160	17	19	G1/4
E-FBG-8.9-G3/8	54	17	7	30	7.5	100 ~ 120	140 ~ 160	21	19	G3/8

Contact us if you have any inquiries about HAKKO products.

HAKKO
CORPORATION

HAKKO CORPORATION

HEAD OFFICE / SALES DEPARTMENT

Unity Forum 5F, 42-18, 1-Chome Itabashi, Itabashi-Ku, Tokyo 173-0004, Japan
TEL (81) 3-3963-5381 FAX (81) 3-3961-4400

OSAKA OFFICE

Akatsuki Building 7F, 13-45, Toyotsu-cho, Suita-shi, Osaka 564-0051, Japan
TEL (81) 6-6310-6880

SAITAMA FACTORY · AKITA FACTORY

URL: <https://eightron.co.jp/English>