


DIAPHRAGM PUMP

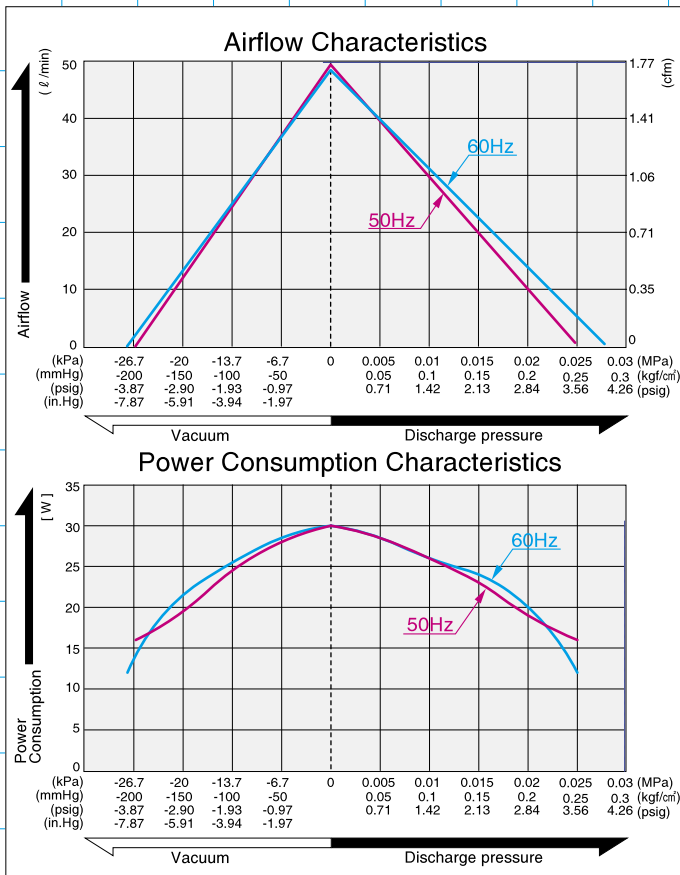
DIAPHRAGM PUMP



vc0301B

Airflow & Power Consumption


Specifications



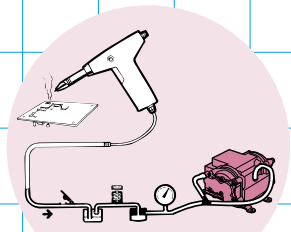
	(SI)	(EURO)	(U.S.A.)
Rated Pressure	0.01 MPa (0.1 kgf/cm ²)	0.1 bar	1.42 psig
Rated Airflow	25 l/min		0.88 cfm
Rated Voltage	120 V AC or 230 V AC		
Maximum Pressure	0.02 MPa (0.2 kgf/cm ²)	0.2 bar	2.84 psig
Max. vacuum	-21.3 kPa (-160 mmHg)	-213 mbar	-6.3 in.Hg
Power Consumption	27 W		
Rated Frequency	60 Hz or 50 Hz		
Working Pressure Range	-21.3kPa~-0.02 MPa {-160 mmHg~-0.2 kgf/cm ² }	-213 mbar ~ 0.2 bar	-6.3 in.Hg ~ 2.84 psig
Life Expectancy	10,000 hours		
Inlet	10.5 mm O.D. hose nipple		
Outlet	8.5 mm O.D. hose nipple		
Duty Cycle	Continuous		
Coil Insulation Class	A for 120V & B for 230V or its equivalent		
Mounting Dimensions	125 (L) x 56 (W) mm	4-15/16" (L) x 2-13/64" (W)	
Gross Weight	1.7 kg	3.7 Lbs.	
Leadwire Length	300 mm	11-13/16"	

Please read the page of "How to Use This Catalog" first for correct use of compressors and pumps.

Application Examples

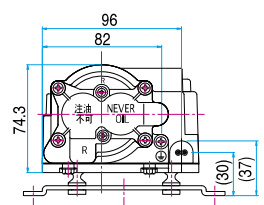
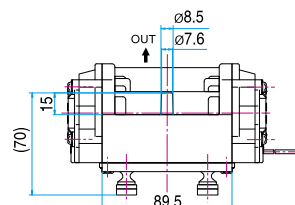
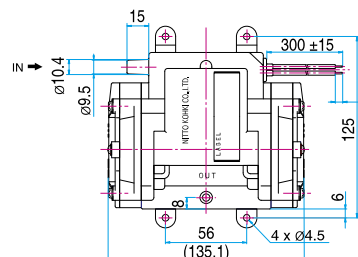
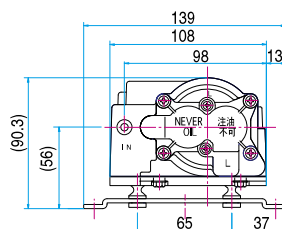


Bedsore Prevention Mattress



Solder Fume Suction

Sketch Drawing and Mounting Dimensions Diagram (mm)



Dual Type Only