


DC AIR PUMP

PISTON PUMP

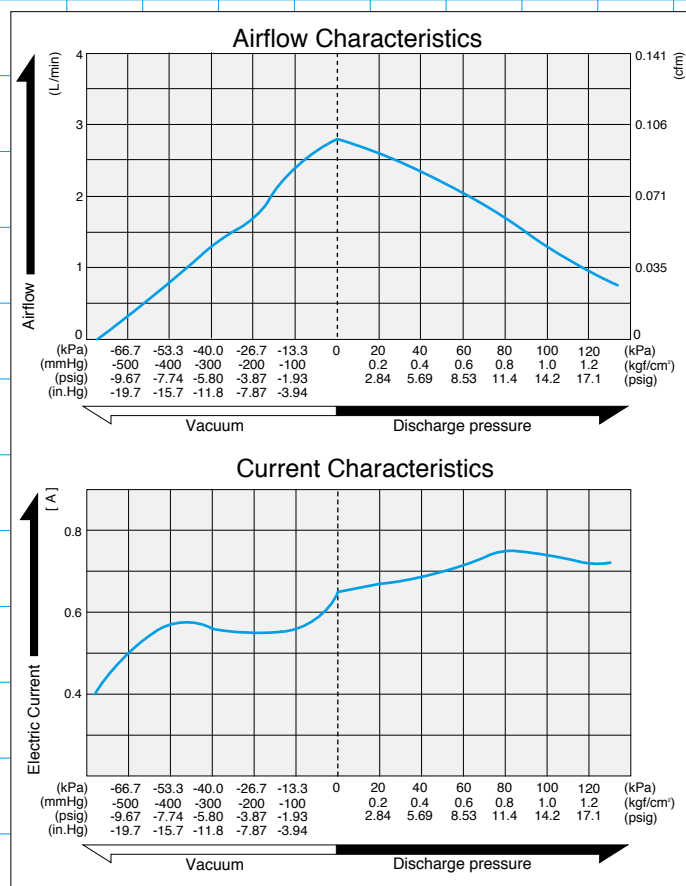


DP0105-Y1 (24 V DC)

Ask your distributor for appropriate operation of both compression and vacuum in the same one pump.

Airflow & Electric Current

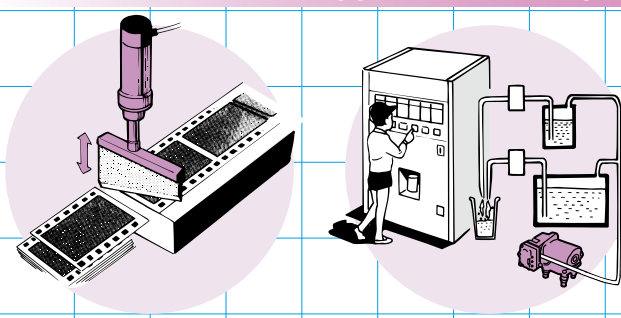
Specifications



	(SI)	(EURO)	(U.S.A.)
Attainable Vacuum	-66.6 kPa (-500 mmHg)	-666 mbar	-19.7 in.Hg
Free Air Displacement	2.8 L/min		0.1 cfm
Rated Voltage	24 V DC		
Maximum Pressure	250 kPa (2.5 kgf/cm ²)	2.5 bar	35.6 psig
Maximum Current	0.95 A		
Rated Operating Time	30 minutes		
Working Pressure Range	-66.6 kPa - 100 kPa (-500 mmHg - 1 kgf/cm ²)	-666 mbar - 1 bar	-19.7 in.Hg - 14.2 psig
Life Expectancy	1,000 hours		
Inlet and Outlet	5 mm O.D. straight nipple		
Coil Insulation Class	E or its equivalent (JETL)		
Mounting Dimensions	42 mm(L) x 24.5 mm(W)	1- ²¹ / ₃₂ "(L) x 1- ³ / ₃₂ "(W)	
Gross Weight	0.36 kg	0.80 Lbs.	
Leadwire Length	360 mm	14- ³ / ₁₆ "	

Please read the page of "How to Use This Catalog" first for correct use of compressors and pumps.

Application Examples



Film Cutter

Vending Machines

Sketch Drawing and Mounting Dimensions Diagram (mm)

