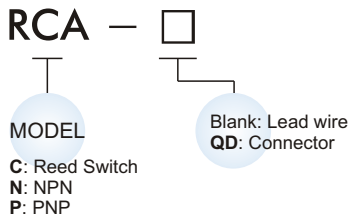
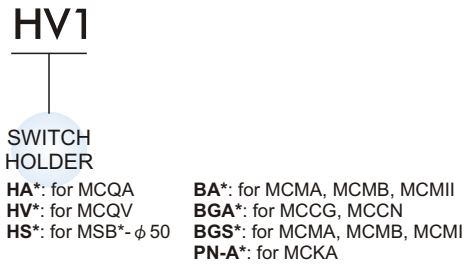


Order example

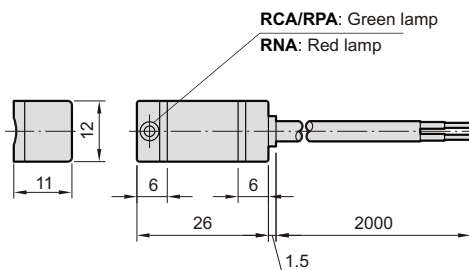


Switch holder / band

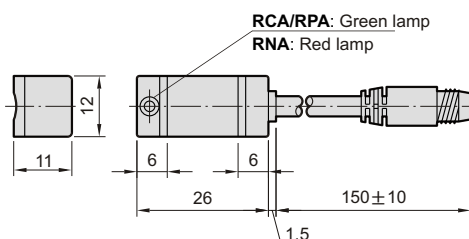


Dimension

RCA/RNA/RPA



RCA-QD/RNA-QD/RPA-QD



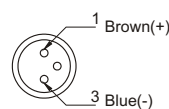
Specification

Model	RCA	RNA	RPA
Wiring method	2 wire	3 wire	
Switching logic	SPST normally open	Solid state output, normally open	
Switch type	Reed switch	NPN current sinking	PNP current sourcing
Operating voltage	5~240V DC/AC	5~30V DC	
Switching current	100mA max.	200mA max.	
Switching rating	10W max.	6W max.	
Current consumption	—	15 mA@24V DC max.	
Voltage drop	2.5V max.	1.5V max.	
Leakage current	—	0.01mA max.	
Indicator	Green LED	Red LED	Green LED
Cable	4 ϕ , 2C, PVC	4 ϕ , 3C, PVC	
Magnet frequency (※ 1.)	70 Gauss	60 Gauss	
Temperature range	- 10~70°C (No freezing)		
Shock (※ 2.)	30G	50G	
Vibration (※ 3.)	9G		
Enclosure classification	IEC 529 IP67		
Protection circuit	None	Power source reverse polarity; Surge suppression	
Connect diagram			

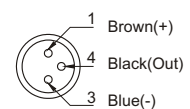
- ※ 1. Measuring standard target : ϕ 15.5x ϕ 8x5t(Anisotropy rubber magnet).
- ※ 2. Sin wave / X.Y.Z. 3 directions / 3 times each direction / 11ms each time.
- ※ 3. Double amplitude 1.5mm / 10Hz~55Hz~10Hz(Sweep 1min) / X.Y.Z. 3 directions / 1 hour each time.
- ※ 4. Caution for safety please refer to the 2-03~04 page.

Wiring of the QD

● 2 wire QD wiring



● 3 wire QD wiring



Assembling style

Cylinder type	MCQA					MCQV2 / MCBQV2			MCQV		MCQN		
Mounting clamps	Hold					Hold					Hold		
Order	HV2	HV4	PM14	PM16	HA5	HV1	HV2	HV3	HV4	PM16	HV1	HV2	HV3
Cylinder tube I.D.	40,50,63	80,100	125	150	200	32,40	50,63	80,100	125	160	40	50,63	80,100
Pictures	HA*					HV*			PM*				

Cylinder type	MCMA				MCMB				MCMI	
Mounting clamps	Band								Band	
Order	BA20	BA25	BA32	BA40	BA20	BA25	BA32	BA40	BA20	BA25
Cylinder tube I.D.	20	25	32	40	20	25	32	40	20	25
Pictures	BA*				BGS*					

Cylinder type	MCKMB	MCMBL	MCCG / MCCN							
Mounting clamps	Band		Band							
Order	BA40		BA40		BGA20	BGA25	BGA32	BGA40	BGA50	BGA63
Cylinder tube I.D.	40		40		20	25	32	40	50	63
Pictures	BA*		BGS*							

Cylinder type	MGTB / MGTK / MGTU		MCKA			MSB* ϕ 50		
Mounting clamps	Band					Hold		
Order	BA20		BA25		PN-A40	PN-A50	PN-A63	HS
Cylinder tube I.D.	20		25		40	50	63	50
Pictures								