

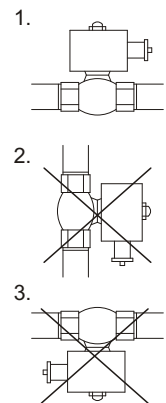
Quick reference chart normally closed & normally open

The spot indicated on the effective area present the more the better, ●●●the best,●● better, good.

Model	MUD / MUS	MUA	MUDC	MSUS	MUAO	MUW	MUW-NO	MUW-F
Photograph								
Pipe size	1/8"~3/8"	1/4"~3/8"	1/4"~1"	1/8"~2"	1/4"~1/2"	3/8"~2"	3/8"~2"	1 1/4"~4"
Operating pressure (kgf/cm ²)	0~20	0~10	0~1	0.5~10	0.5~15	0~7	0~7	0.2~8
Fluid temp °C	-5°C~130°C	-5°C~80°C	-5°C~80°C	-5°C~185°C	-5°C~80°C	-5°C~80°C	-5°C~80°C	-5°C~80°C
Steam	●●			●●●				
Water	●●●	●●●	●●●	●●●	●●	●●●	●●●	●●●
Air	●●●	●●●	●●	●●●	●●●	●●●	●●●	●●●
Oil	●●			●●	●●●	●●		
Gas	●●						●●	
Vacuum	●●	●●					●●	

Model	MUG / MUV	MUAW	MUS / MUS-F	MSUW	MSUW-F	MUPS
Photograph						
Pipe size	3/8"~2"	1/2"~2"	1/2"~4"	1/2"~2"	1/2"~2"	1/2"~1"
Operating pressure (kgf/cm ²)	0~7	2~15	0.5~10	0~7	0~7	0.5~10
Fluid temp °C	-5°C~80°C	-5°C~80°C	-5°C~185°C	-5°C~80°C	-5°C~80°C	-5°C~185°C
Steam			●●●			●●●
Water	●●	●●●	●●●	●●●	●●●	●●●
Air	●●	●●●	●●●	●●●	●●●	●●●
Oil			●●	●●	●●	●●
Gas	●●●					
Vacuum	●●●					

Prohibition vertical operation



Caution

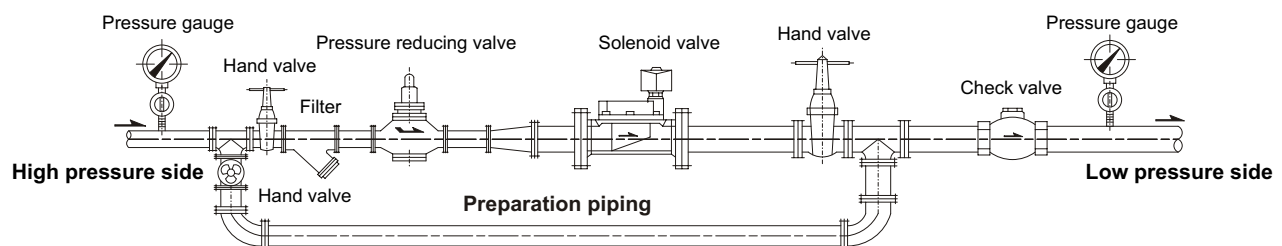
1. Pipes must be washed neat and clean before fitted.
2. A Y-strainer has to installed in the front of solenoid valve, that is best for long life.
3. Before installation, be sure what type of fluid, voltage, pressure and fluid temperature used.

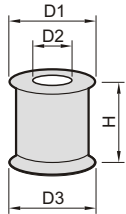
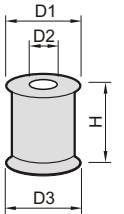
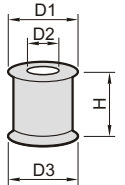
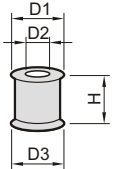
Remark Wire color of outlet coil

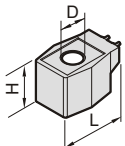
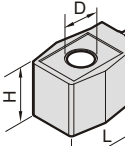
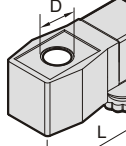
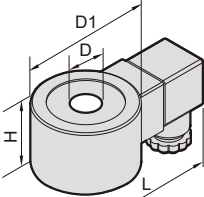
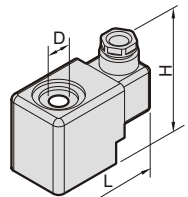
Voltage	AC110V	AC220V	Other
Color	Blue	Red	Blue + Red

The standard voltage: AC 110V/220V (50/60Hz).

Detailed description of diagram



Type	XL type				L type				M type				S type			
Dimension (mm)																
	D1	D2	D3	H	D1	D2	D3	H	D1	D2	D3	H	D1	D2	D3	H
	φ 60.7	φ 20.8	φ 63.2	53.1	φ 42.3	φ 11.6	φ 44.4	42.1	φ 42.5	φ 16.5	φ 44.4	34.4	φ 37.3	φ 14.2	φ 37.5	29.2
Model	MUS-15~50 / MUW-35~50(+NO) MSUW-35~50 / MUW-35~100F MUS-35~100F / MUSF-NO				MUW-25 / MUD-10~15 MSUW-25				MUS-10(+NO) / MUD-10(+NO) MUD-10H / MUW-10~20(+NO) MSUW-15~25(+NO) / MUA-10 MUW35-1~50-1 MUPS-15~25(+NO) MSUS-15~50(+NO) MSUS-10(+NO)				MUD-6(H)~8(H) / MUD-6-NO MUA-8-NO / MUS-6~8(+NO) MSUS-6~8(+NO)			

Type	Waterproof coil						DIN						NASS (EEx mII T4)														
Dimension (mm)	S type			M type			AC			DC																	
																											
	D	L	H	D	L	H	D	L	H	D	D1	L	H	D	L	H											
	φ 14.1	50.5	32.4	φ 16.6	56.6	38	φ 16.3	82	49.3	φ 16.3	φ 55.8	97	38	φ 14.6	71.1	47.2											
Model	MUD-6(H)~8(H) MUA-8 / MUS-8						MUW-10~25(+NO) MUA-10 / MUPS-15~25 MUW-35-1~50-1 MSUW-15~25(+NO) MSUS-15~50						MUS-10 / MUD-10(H) / MUW-10~25(+NO) MSUW-15~25(+NO) / MUW-35-1~50-1(+NO) MUA-10 / MUPS-15~25 / MSUS-15~50 MUAO-8~15 / MUDC-8~15 / MUDC-TF-8~15						MUW-10~25 MSUW-15~25 MUPS-15~25 MSUS-15~25								