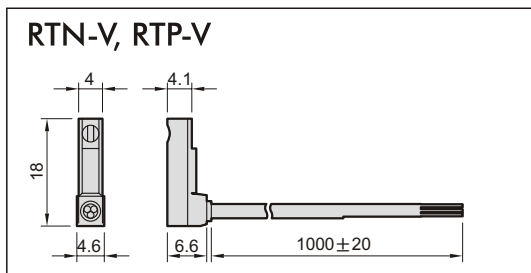
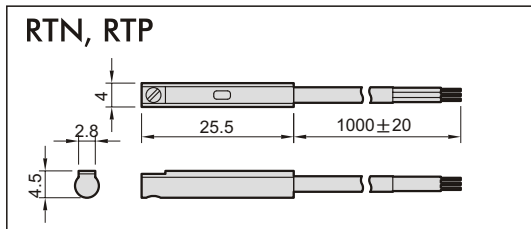
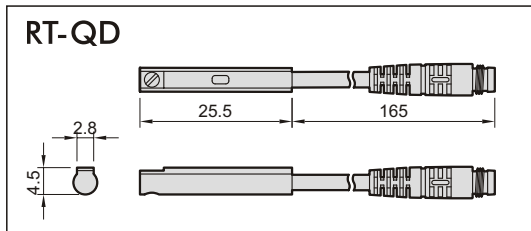
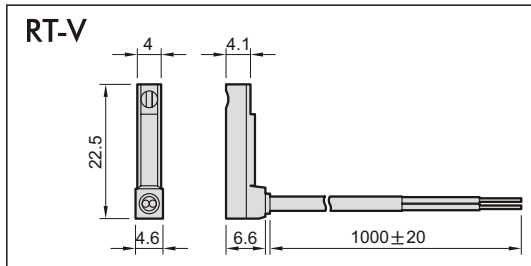
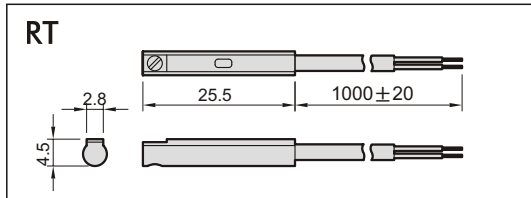


# RT series

## SENSOR SWITCH



### Dimension:

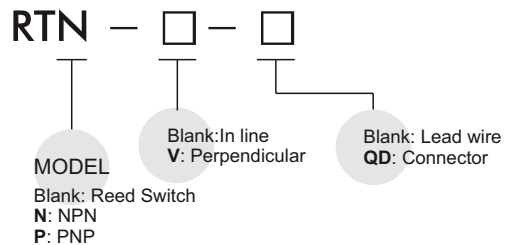


### Specification:

Model	RT	RTN	RTP
Switching logic	SPST normally open	Solid state output, normally open	
Switch Type	Reed switch	NPN current sinking	PNP current sourcing
Operating voltage	5~120V DC/AC	5~28V DC	
Switching current	100mA max.	200mA max.	
Switching rating	10W max.	6W max.	
Current consumption	--	20 mA max.@24V(Switch active)	
Voltage drop	2.5V max.@40mA DC	0.5V max.@200mA Max(Resistive load)	
Leakage current	--	0.01mA max.	
Indicator	Red LED	Red LED	Green LED
Cable	2.8 φ , 2C, PVC	2.8 φ , 3C, PVC	
Sensitivity(note 1.)	60 Gauss	40 Gauss	
Max. switch frequency	200Hz		
Temperature range	- 10~70°C		
Shock(note 2.)	30G	50G	
Vibration(note 3.)	9 G		
Enclosure classification	IP67 (Nema 6)		
Protection circuit	None	Power source reverse polarity	
Connect diagram			

Note1. Measuring standard target : φ 14.5×φ 8.5t(Anisotropy rubber magnet).  
 Note2. Sin wave / X.Y.Z. 3 Directions / 3 Times each direction / 11ms each time.  
 Note3. Double amplitude 1.5mm / 10Hz~55Hz~10Hz(Sweep 1min) / X.Y.Z. 3 Directions / 1 Hour each time.

### Order example:



### Assembling style:

Cylinder type	<b>MCHG2, MCHU, MCHY</b>
Pictures	

### Wiring of the QD:

