


CABLE STRIPPERS

With one-touch operation, these cable strippers can strip power source cables, VA cables and multi-core cables.

● CST Type


Length	260 mm
Weight	8.0 kg
Height	100 mm
Width	150 mm
Air consumption	850 cm ³ /stroke
Air pressure	0.5~0.6 MPa
Stripping capacity	up to ϕ 5 mm outer dia.
Stripping length	30 mm

CST30



Length	420 mm
Weight	13.5 kg
Height	169 mm
Width	318 mm
Air consumption	3,000 cm ³ /stroke
Air pressure	0.5~0.6 MPa
Stripping capacity	up to ϕ 15 mm outer dia.
Stripping length	100 mm


CST100



The most popular model and can strip wires in complicated ways.

Length	470 mm
Weight	21 kg
Height	200 mm
Width	275 mm
Air consumption	3,100 cm ³ /stroke
Air pressure	0.5~0.6 MPa
Stripping capacity	up to ϕ 15 mm outer dia.
Stripping length	100 mm

CST110



Length	785 mm
Weight	18 kg
Height	155 mm
Width	300 mm
Air consumption	5,872 cm ³ /stroke
Air pressure	0.5~0.6 MPa
Stripping capacity	up to ϕ 15 mm outer dia.
Stripping length	200 mm

CST100L



Stripping capacity is 200 mm in length

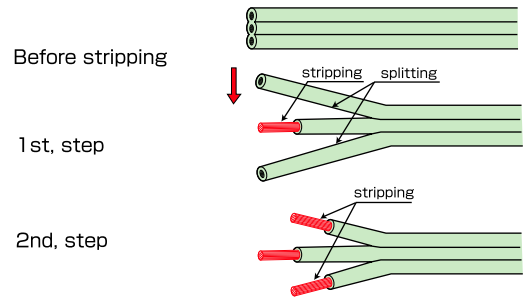
Length	490 mm
Weight	43 kg
Height	283 mm
Width	490 mm
Air consumption	8,000 cm ³ /stroke
Air pressure	0.5~0.6 MPa
Stripping capacity	up to ϕ 30 mm outer dia.
Stripping length	100 mm

CST120



Heavy-duty

A combination of several blades enables stripping of various cables in complicated way through only one or two steps of operation as below illustrated.



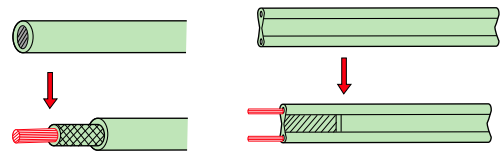
Easy operation.

1. Fix the cable to blades.
2. Push the foot valve.
3. The cable is instantly stripped.

Easy change of blades.

1. Loosen the blade setting screws.
2. Mount the blades and fasten the screws.


A variety of optional blades is available to fit different cables.



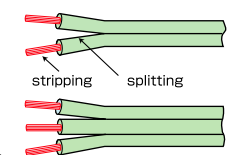
Examples of application.

By one or two operations.

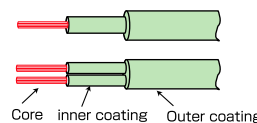
Simple stripping



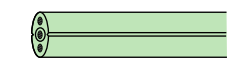
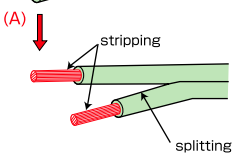
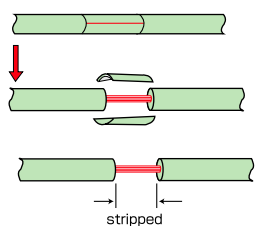
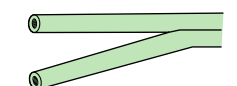
Split joined cables and strip them at the same time.



Strip inner and outer coatings at the same time.



Split the joined cables and strip at different positions at the same time.



Cut cable coatings intermediately. Then take the cut coatings with hand pliers to strip out cables.