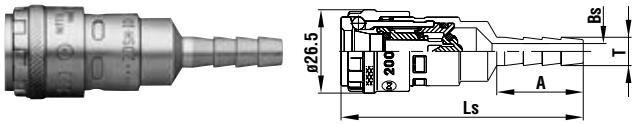


Models and Dimensions

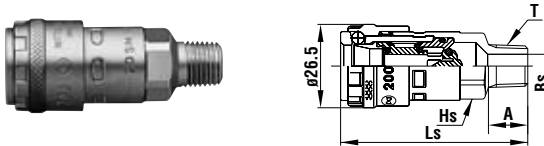
WAF : WAF stands for width across flats.

Socket SH type (Hose barb)



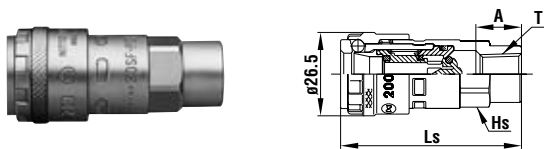
Model	Application (Hose)	Mass (g)	Dimensions (mm)			
			Ls	A	øT	øBs
200-17SH	1/4"	86	77	27	7.2	4.5
200-20SH	1/4"	90	77	27.5	9	5
200-30SH	3/8"	92	79	32	11.3	7.5
200-40SH	1/2"	104	79.5	32	15	10

Socket SM type (Male thread)



Model	Application	Mass (g)	Dimensions (mm)				
			Ls	Hs(WAF)	A	T	øBs
200-20SM	Rc 1/4	89	60	Hex.19	13	R 1/4	7.5
200-30SM	Rc 3/8	91	60.5	Hex.19	13.5	R 3/8	10
200-40SM	Rc 1/2	102	56	Hex.24	16	R 1/2	13

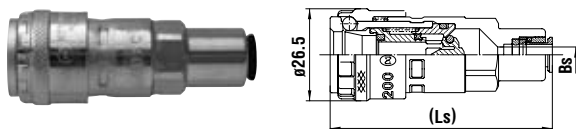
Socket SF type (Female thread)



Models	Application	Mass (g)	Dimensions (mm)			
			Ls	Hs(WAF)	A	T
200-20SF	R 1/4	94	57.5	Hex.19	14.5	Rc 1/4
200-30SF	R 3/8	103	55.5	Hex.22	13	Rc 3/8
200-40SF	R 1/2	138	57.5	Hex.29	16	Rc 1/2

Models and Dimensions (with Tube Fitter)

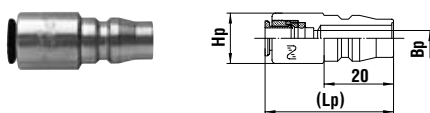
Socket SC type (with Tube Fitter)



Model	Application	Mass (g)	Dimensions (mm)	
			Ls	øBs
200-60SC	For 6mm OD tube	100	64	5
200-80SC	For 8mm OD tube	105	67.5	6.5
200-100SC	For 10mm OD tube	123	70.5	8.5


• The outer dimensions of Model 200-100SC are a little bit different from those of other models.

Plug PC type (with Tube Fitter)

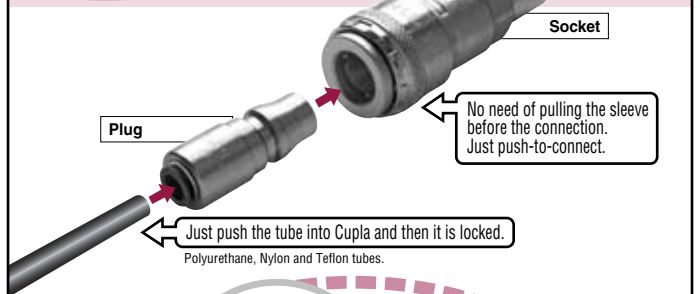


Model	Application	Mass (g)	Dimensions (mm)		
			Lp	øHp	øBp
60PC	For 6mm OD tube	25	37	14.5	4.5
80PC	For 8mm OD tube	30	41	16.5	6.5
100PC	For 10mm OD tube	43	45	19.5	7.5

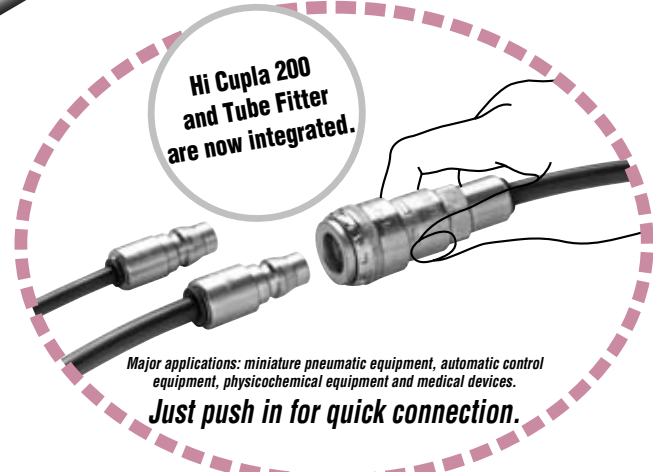
Application example



All of socket, plug and tube can be connected in one push-to-connect operation.



Hi Cupla 200 and Tube Fitter are now integrated.



Major applications: miniature pneumatic equipment, automatic control equipment, physicochemical equipment and medical devices.

Just push in for quick connection.