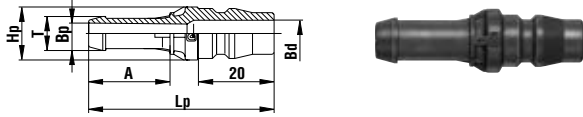


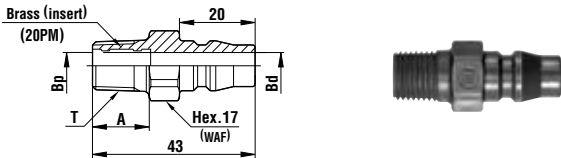
Models and Dimensions

Plug PH type (Plastic plug / Hose barb)



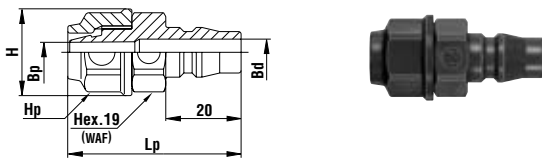
Model	Application (Hose)	Mass (g)	Dimensions (mm)					
			Lp	øHp	A	øT	øBp	øBd
20PH-PLA	1/4"	3	49	14	21.5	9	5.5	7
30PH-PLA	3/8"	4	52	16	23.5	11.5	7	7

Plug PM type (Plastic plug / Male thread)



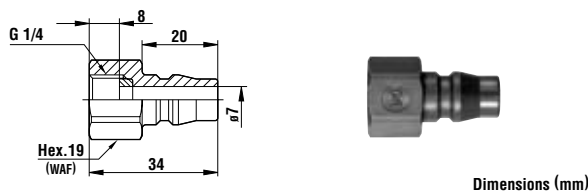
Model	Application	Mass (g)	Dimensions (mm)			
			A	T	øBp	øBd
20PM-PLA	Rc 1/4	8	15	R 1/4	7	7.4
30PM-PLA	Rc 3/8	6	15	R 3/8	10	7.4

Plug PN type (Plastic plug / For urethane hose with spring nut connection)



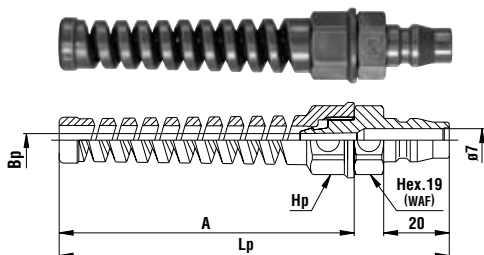
Model	Application (Hose)	Mass (g)	Dimensions (mm)				
			Lp	øH	Hp(WAF)	øBp	øBd
50PN-PLA	ø5 mm x ø8 mm	9	(46)	23	Hex. 19	4	7
60PN-PLA	ø6 mm x ø9 mm	9	(46)	23	Hex. 19	4.7	7
65PN-PLA	ø6.5 mm x ø10 mm	9	(46)	23	Hex. 19	5.3	7
80PN-PLA	ø8 mm x ø12 mm	12	(48.5)	26	Hex. 22	6.5	6.5
85PN-PLA	ø8.5 mm x ø12.5 mm	12	(48.5)	26	Hex. 22	7	7

Plug PFF type (Plastic plug / Female thread / Parallel thread)



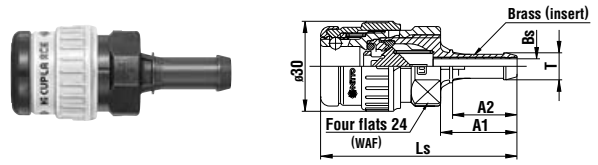
Model	Application	Mass (g)
20PFF-PLA	G 1/4	6

Plug PNG type (For hose with hose guard nut connection)



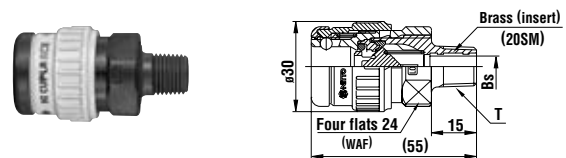
Model	Application (Hose)	Mass (g)	Dimensions (mm)			
			Lp	Hp(WAF)	A	øBp
50PNG-PLA	ø5 mm x ø8 mm	14	119	Hex. 19	90	4
65PNG-PLA	ø6.5 mm x ø10 mm	15	119	Hex. 19	90	5.3
85PNG-PLA	ø8.5 mm x ø12.5 mm	17	119	Hex. 22	90	7

Socket SH type (Hi Cupla Ace / Hose barb)



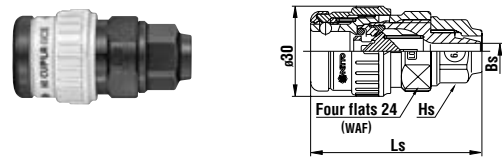
Model	Application (Hose)	Mass (g)	Dimensions (mm)				
			Ls	A1	A2	øT	øBs
HA-20SH	1/4"	26	(65.5)	25.5	21.5	9	5
HA-30SH	3/8"	28	(68)	28	23.5	11.5	7

Socket PM type (Hi Cupla Ace / Male thread)



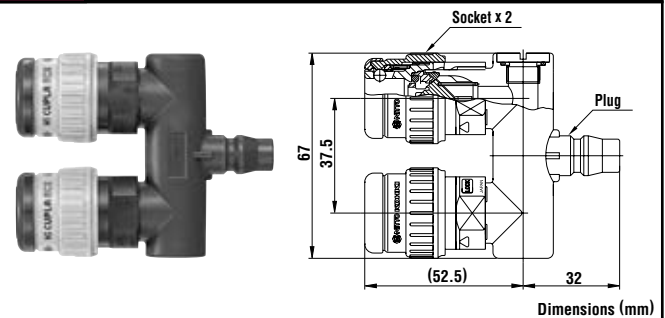
Model	Application	Mass (g)	Dimensions (mm)	
			T	øBs
HA-20SM	Rc 1/4	27	R 1/4	7
HA-30SM	Rc 3/8	26	R 3/8	8

Socket SN type (Hi Cupla Ace / For urethane hose with spring nut connection)



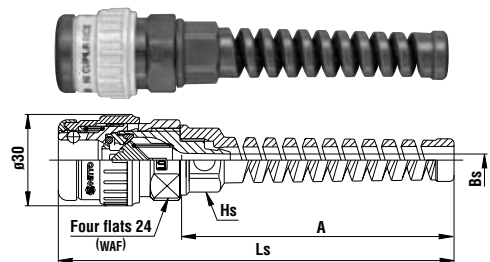
Model	Application (Hose)	Mass (g)	Dimensions (mm)		
			Ls	Hs(WAF)	øBs
HA-50SN	ø5 mm x ø8 mm	27	(57)	Hex. 19	4
HA-60SN	ø6 mm x ø9 mm	27	(57)	Hex. 19	4.7
HA-65SN	ø6.5 mm x ø10 mm	27	(57)	Hex. 19	5.3
HA-80SN	ø8 mm x ø12 mm	29	(59.5)	Hex. 22	6.5
HA-85SN	ø8.5 mm x ø12.5 mm	29	(59.5)	Hex. 22	7

Socket T type (Hi Cupla Ace / For two branch lines)



Model	Inlet / Outlet	Mass (g)
HA-T	20P-PLA / HA-65S x 2	73

Socket SNG type (For hose with hose guard nut connection)



Model	Application (Hose)	Mass (g)	Dimensions (mm)			
			Ls	Hs(WAF)	A	øBs
HA-50SNG	ø5 mm x ø8 mm	31	130	Hex. 19	90	4
HA-65SNG	ø6.5 mm x ø10 mm	33	130	Hex. 19	90	5.3
HA-85SNG	ø8.5 mm x ø12.5 mm	35	130	Hex. 22	90	7