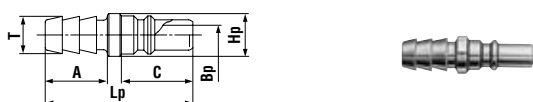


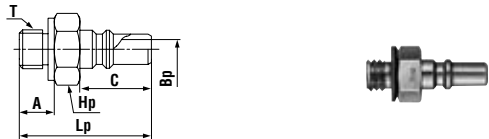
Models and Dimensions

Plug PH type (Hose barb)



Model	Application (Tube)	Body material*Mass (g)		Dimensions (mm)						
		Brass	Stainless steel	Lp	C	A	øHp	øT	øBp	
MC-03PH	3mm ID	1.2	—	19	9.2	8	5.5	3.5	1.2	
MC-04PH	4mm ID	1.4	1.3	19	9.2	8	5.5	4.8	2.5	

Plug PM type (Male thread)




Model	Application	Body material*Mass (g)		Dimensions (mm)						
		Brass	Stainless steel	Lp	C	A	Hp(WAF)	T	øBp	
MC-05PM	M5 x 0.8	1.9	2.2	17	9.2	4.5	Hex.8	M5x0.8	2.5	

Plug PM type (Male thread)



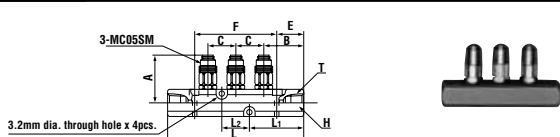
Model	Application	Body material*Mass (g)		Dimensions (mm)						
		Brass	Stainless steel	Lp	C	A	Hp(WAF)	T	øBp	
MC-10PM	Rc1/8	9	8.1	26	9.2	9	Hex.11	R1/8	2.5	

Plug PHL type (Hose barb with elbow)



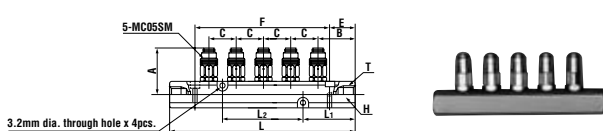
Model	Application (Tube)	Body material*Mass (g)		Dimensions (mm)						
		Brass	Stainless steel	Lp	C	A	B	E	øT	øBp
MC-04PHL	4mm ID	9.4	9	23.3	9.2	8	18.3	18	4.8	2.5

Socket Micro Line Cupla for three branch ports



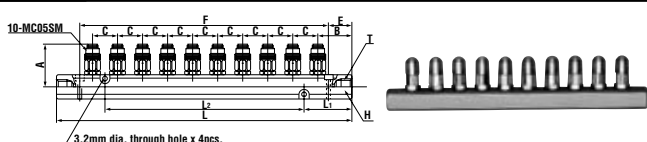
Model	Application	Mass (g)	Dimensions (mm)									
			L	L ₁	L ₂	A	B	C	E	F	T	H(WAF)
MC-03	3 ports	65	78	31	16	28.8	23	16	15	48	2-Rc1/8	Box 16

Socket Micro Line Cupla with 5 branch ports



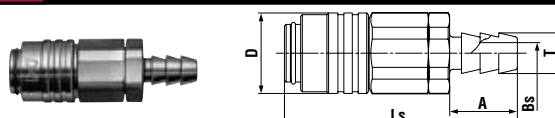
Model	Application	Mass (g)	Dimensions (mm)									
			L	L ₁	L ₂	A	B	C	E	F	T	H(WAF)
MC-05	5 ports	101	110	31	48	28.8	23	16	15	80	2-Rc1/8	Box 16

Socket Micro Line Cupla with 10 branch ports



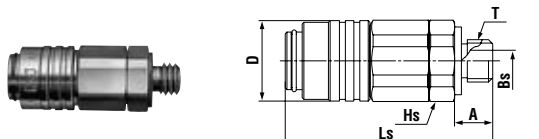
Model	Application	Mass (g)	Dimensions (mm)									
			L	L ₁	L ₂	A	B	C	E	F	T	H(WAF)
MC-10	10 ports	187	190	31	128	28.8	23	16	15	160	2-Rc1/8	Box 16

Socket SH type (Hose barb)



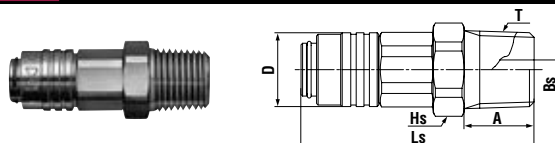
Model	Application (Tube)	Body material*Mass (g)		Dimensions (mm)				
		Brass	Stainless steel	Ls	øD	A	øT	øBs
MC-03SH	3mm ID	7	—	27.5	9.5	8	3.5	1.2
MC-04SH	4mm ID	7.3	6.7	27.5	9.5	8	4.8	2.5

Socket SM type (Male thread)



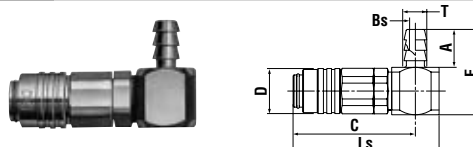
Model	Application	Body material*Mass (g)		Dimensions (mm)					
		Brass	Stainless steel	Ls	øD	A	T	Hs(WAF)	øBs
MC-05SM	M5 x 0.8	7.4	6.8	24.5	9.5	4.5	M5x0.8	Hex.9	2.5

Socket SM type (Male thread)



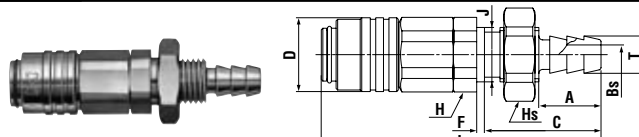
Model	Application	Body material*Mass (g)		Dimensions (mm)					
		Brass	Stainless steel	Ls	øD	A	T	Hs(WAF)	øBs
MC-10SM	Rc1/8	13.1	12.1	30	9.5	9	R1/8	Hex.11	2.5

Socket SHL type (Hose barb with elbow)



Model	Application (Tube)	Body material*Mass (g)		Dimensions (mm)						
		Brass	Stainless steel	Ls	C	E	A	øD	øT	øBs
MC-04SHL	4mm ID	14.8	13.6	30.8	25.8	18	8	9.5	4.8	2.5

Socket SHB type (for panel mounting)




Model	Application	Body material*Mass (g)		Dimensions (mm)									
		Brass	Stainless steel	Ls	C	A	øD	øT	øBs	Hs(WAF)	F	øJ	H(WAF)
MC-04SHB	for panel mounting	11.5	10.6	36	15	8	9.5	4.8	2.5	Hex.11	1	7	Hex.9

*Available body material for Model MC03PH, MC-03SH and Micro Line Cuplas is brass only. Stainless steel body is unavailable for these models.

Application example



Air cylinders



Solenoid valves