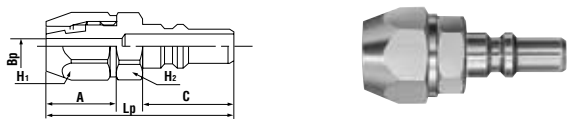


Models and Dimensions

**Plug PN type (Hose barb)**



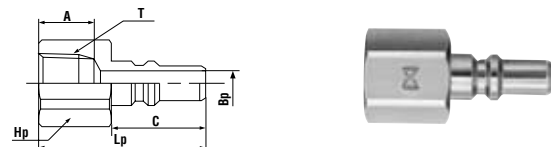
Model	Application (Hose)	Mass (g)	Dimensions (mm)					
			Lp	C	A	H1(WAF)	H2(WAF)	øBp
MS-40PN	ø4mm x ø6mm Nylon hose	10.5	31	15.2	11.5	Hex.10	Hex.10	2.5
MS-45PN	ø4.5mm x ø6mm Nylon hose ø4mm x ø6mm Polyurethane hose	11	31	15.2	11.5	Hex.10	Hex.10	3

**Plug PM type (Male thread)**



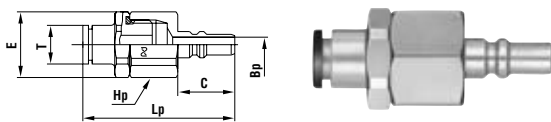
Model	Application	Mass (g)	Dimensions (mm)					
			Lp	C	A	Hp(WAF)	T	øBp
MS-10PM	Rc 1/8	9	28.5	15.2	9	Hex.11	R 1/8	4
MS-20PM	Rc 1/4	19.5	32.5	15.2	13	Hex.14	R 1/4	4

**Plug PF type (Female thread)**



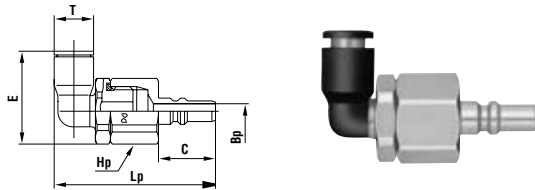
Model	Application	Mass (g)	Dimensions (mm)					
			Lp	C	A	Hp(WAF)	T	øBp
MS-10PF	R 1/8	11	27	15.2	9	Hex.13	Rc 1/8	4

**Plug PC type (Straight type with Tube Fitter)**



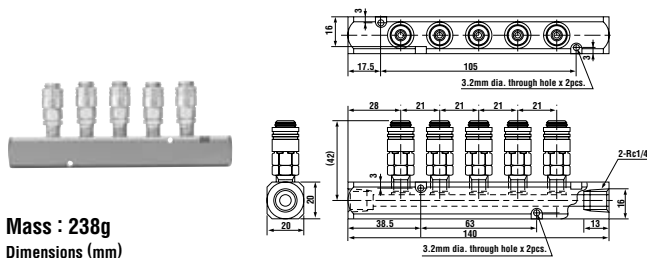
Model	Application (Tube)	Mass (g)	Dimensions (mm)					
			Lp	C	E	Hp(WAF)	øT	øBp
MS-20PC-6	6mm OD	26.5	(40.5)	15.2	17.5	Hex.16	10.3	4
MS-20PC-8	8mm OD	31	(47.2)	15.2	17.5	Hex.16	13.5	4

**Plug PCL type (Straight type with Tube Fitter)**

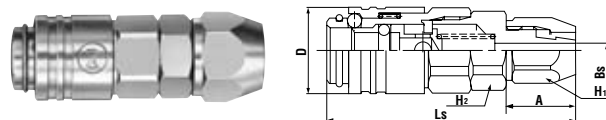


Model	Application (Tube)	Mass (g)	Dimensions (mm)					
			Lp	C	E	Hp(WAF)	øT	øBp
MS-20PCL-6	6mm OD	27.5	(43)	15.2	(24.8)	Hex.16	10.3	4
MS-20PCL-8	8mm OD	32	(46.3)	15.2	(31.8)	Hex.16	13.5	4

**Socket MS-5 type (Small Cupal with 5 branch ports)**

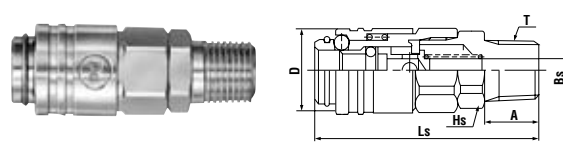


**Socket SN type (Hose barb)**



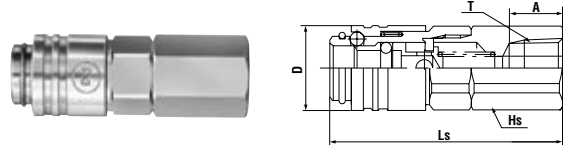
Model	Application (Hose)	Mass (g)	Dimensions (mm)					
			Ls	A	H1(WAF)	H2(WAF)	øD	øBs
MS-40SN	ø4mm x ø6mm Nylon hose	26.5	40.8	11.5	Hex.10	Hex.12	14	2.5
MS-45SN	ø4.5mm x ø6mm Nylon hose ø4mm x ø6mm Polyurethane hose	27.0	40.8	11.5	Hex.10	Hex.12	14	3

**Socket SM type (Male thread)**



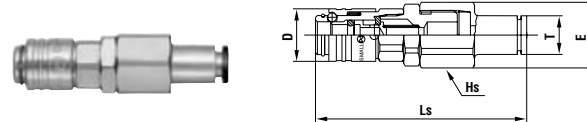
Model	Application	Mass (g)	Dimensions (mm)					
			Ls	A	HS(WAF)	T	øD	øBs
MS-10SM	Rc 1/8	24	36.8	9	Hex.12	R 1/8	14	4
MS-20SM	Rc 1/4	34	40.8	13	Hex.14	R 1/4	14	4

**Socket SF type (Female thread)**



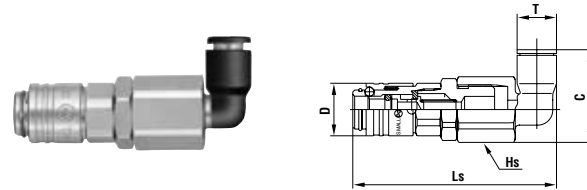
Model	Application	Mass (g)	Dimensions (mm)					
			Ls	A	HS(WAF)	T	øD	øBs
MS-10SF	R 1/8	29.5	38.8	9	Hex.13	Rc 1/8	14	4

**Socket SC type (Straight type with Tube Fitter)**



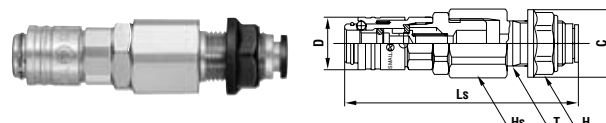
Model	Application (Tube)	Mass (g)	Dimensions (mm)				
			Ls	øD	E	HS(WAF)	øT
MS-20SC-6	6mm OD	46	(56.3)	14	17.5	Hex.16	10.3
MS-20SC-8	8mm OD	50.5	(60.8)	14	17.5	Hex.16	13.5

**Socket SCL type (Straight type with Tube Fitter)**



Model	Application (Tube)	Mass (g)	Dimensions (mm)				
			Ls	øD	C	HS(WAF)	øT
MS-20SCL-6	6mm OD	47.5	(55)	14	(24.7)	Hex.16	10.3
MS-20SCL-8	8mm OD	49.5	(58.5)	14	(31.4)	Hex.16	13.5

**Socket SCB type (Straight type with Tube Fitter)**



Model	Application (Tube)	Mass (g)	Dimensions (mm)					
			Ls	øD	øC	HS(WAF)	H(WAF)	øT
MS-20SCB-6	6mm OD	57.5	(62.3)	14	18	Hex.17	Hex.15	M12x1
MS-20SCB-8	8mm OD	58.5	(62.8)	14	21	Hex.17	Hex.18	M15x1