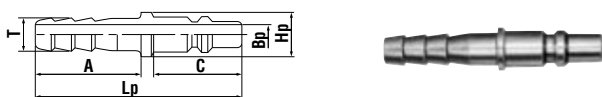


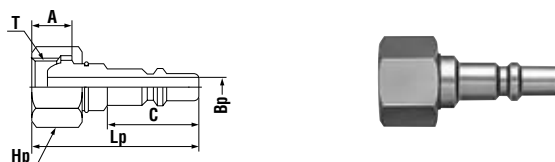
Models and Dimensions

Plug PH type (Hose barb)



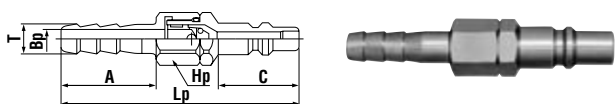
Usage	Model	Application (Hose)	Mass (g)	Dimensions (mm)					
				Lp	C	A	øHp	øT	øBp
For Oxygen	22PH	1/4"	16	55	23.5	28	11	7.8	5
	25PH	5/16"	19					9	
For Fuel Gas	33PH	3/8"	22	57	25.5	28	14	10.5	7.5
	35PH	5/16"	20					9	6

Plug PF type (Female thread for torch connection)



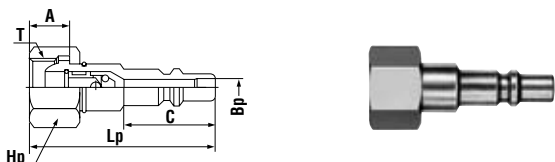
Usage	Model	Application	Mass (g)	Dimensions (mm)					
				Lp	C	A	Hp(WAF)	T	øBp
For Oxygen	22PF	For oxygen torch side	31	43	23.5	11	Hex.19	M16x1.5	5
	25PF		26	43.5		10	Hex.17	W12.5	
For Fuel Gas	33PF	Fox fuel gas torch side	36	44.5	25.5	11	Hex.19	M16x1.5 <small>(left-hand thread)</small>	7.5

Plug PHB type (Hose barb with backflow stop valve)



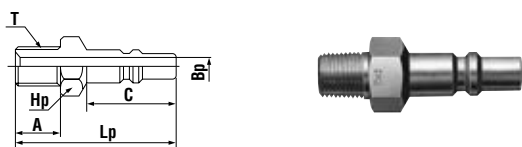
Usage	Model	Application (Hose)	Mass (g)	Dimensions (mm)					
				Lp	C	A	Hp(WAF)	øT	øBp
For Oxygen	22PHB	1/4"	31	69.6	23.5	28	Hex.14	7.8	5
	25PHB	5/16"	34					9	
For Fuel Gas	33PHB	3/8"	41	70.6	25.5	28	Hex.14	10.5	7
	35PHB	5/16"	39					9	

Plug PFB type (Female thread with backflow stop valve)



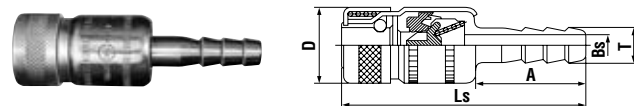
Usage	Model	Application	Mass (g)	Dimensions (mm)					
				Lp	C	A	Hp(WAF)	T	øBp
For Oxygen	22PFB	For oxygen torch side	36	48.5	23.5	11	Hex.19	M16x1.5	5
For Fuel Gas	33PFB	Fox fuel gas torch side	41	48.5	25.5	10.5	Hex.19	M16x1.5 <small>(left-hand thread)</small>	7.5

Plug PMT type (Male thread)



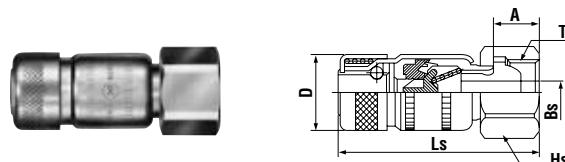
Usage	Model	Application	Mass (g)	Dimensions (mm)					
				Lp	C	A	Hp(WAF)	T	øBp
For Oxygen	21PMT	Rc 1/8	22	43.5	24	11	Hex.14	R 1/8	5
	22PMT	Rc 1/4	27	45	24	14	Hex.14	R 1/4	5

Socket SH type (Hose barb)



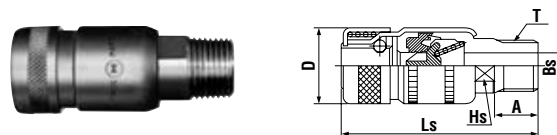
Usage	Model	Application (Hose)	Mass (g)	Dimensions (mm)				
				Ls	øD	A	øT	øBs
For Oxygen	22SH	1/4"	52	64	19.8	29	7.8	5
	25SH	5/16"	55				9	
For Fuel Gas	33SH	3/8"	69	65	22.6	29	10.5	7.5
	35SH	5/16"	67				9	6

Socket SF type (Female thread for cylinder connection)



Usage	Model	Application	Mass (g)	Dimensions (mm)					
				Ls	øD	A	T	øBs	Hs(WAF)
For Oxygen	22SF	For oxygen gauge side	80	52	19.8	11	M16x1.5	5	Hex.19
For Fuel Gas	33SF	For fuel gas gauge sid	96	54	22.6	11	M16x1.5 <small>(left-hand thread)</small>	5	Hex.19

Socket SM type (Male thread)

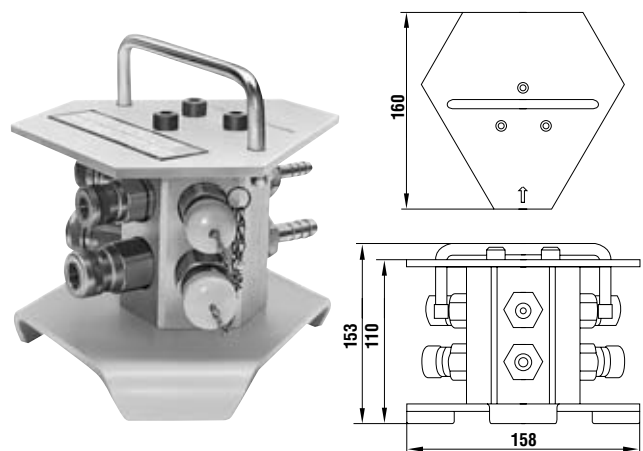


Usage	Model	Application	Mass (g)	Dimensions (mm)					
				Ls	øD	A	Hs(WAF)	T	øBs
For Oxygen	22SM	Rc 1/4	51	52	19.8	11	Two flats 12 x ø14	R 1/4	7.5
For Fuel Gas	33SM	Rc 3/8	77	54	22.6	11	Two flats 14 x ø17	R 3/8	10

Socket Line Cupla Mini LM-32 (for three port branch piping)

Mass : 4,300g

• Dust caps come with this product as the standard accessory.



Line Cupla Mini contains:				Dimensions (mm)		
	For Oxygen	For Fuel Gas	Qty			
Supply port	1/4"	3/8"	Each 1pc.			
Gas outlets	22SM	33SM	Each 3pc.			
Accessories (plug with backflow stop valve)	22PHB	33PHB	Each 3pc.			