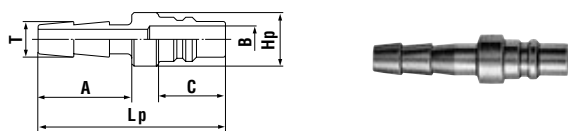


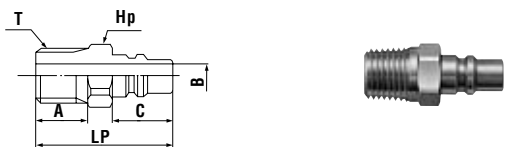
Models and Dimensions

**Plug PH type (Hose barb)**



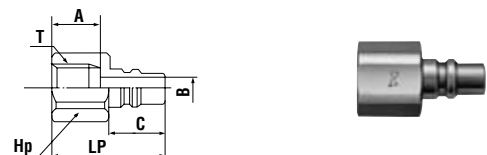
Model	Application (Hose)	Mass (g)	Dimensions (mm)					
			Lp	A	C	øHp	øT	øB
K02PH	1/4"	17	42	21	15	12	8	6
K03PH	3/8"	19	42	21	15	15	12	6

**Plug PM type (Male thread)**



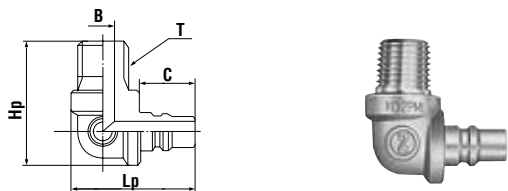
Model	Application	Mass (g)	Dimensions (mm)						
			Lp	Hp(WAF)	C	A	T	øB	
K01PM	Rc 1/8	14	31	Hex.12	15	10	R 1/8	5.5	
K02PM	Rc 1/4	20	34	Hex.14	15	13	R 1/4	6	
K03PM	Rc 3/8	35	35	Hex.17	15	14	R 3/8	6	

**Plug PF type (Female thread)**



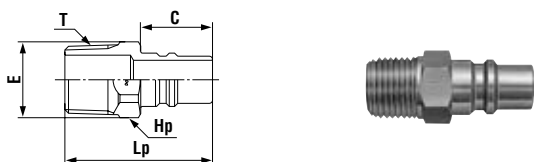
Model	Application	Mass (g)	Dimensions (mm)						
			Lp	Hp(WAF)	C	A	T	øB	
K01PF	R 1/8	16	28	Hex.14	15	10	Rc 1/8	6	
K02PF	R 1/4	22	30.5	Hex.17	15	13	Rc 1/4	6	
K03PF	R 3/8	35	32	Hex.21	15	14	Rc 3/8	6	

**Plug PML type (Male thread)**



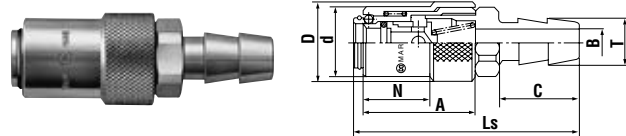
Model	Application	Mass (g)	Dimensions (mm)				
			Lp	C	Hp	T	øB
K01PML	Rc 1/8	43	33.5	15	30.5	R 1/8	5
K02PML	Rc 1/4	53	33.5	15	33.5	R 1/4	6
K03PML	Rc 3/8	71	33.5	15	33.5	R 3/8	6

**Plug PM type (Male thread / Large Flow Type)**



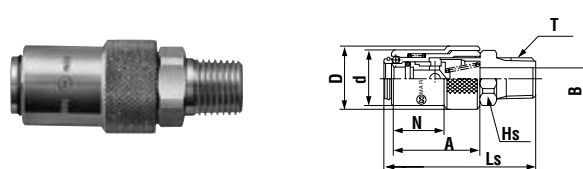
Model	Application	Mass (g)	Dimensions (mm)				
			Lp	C	Hp(WAF)	øE	øT
K3-02PM	Rc 1/4	16	36	17.5	Hex.14	15.5	R 1/4
K3-03PM	Rc 3/8	25	36	17.5	Hex.17	18.5	R 3/8
K4-04PM	Rc 1/2	50	46	21.5	Hex.22	24	R 1/2

**Socket SH type (Hose barb)**



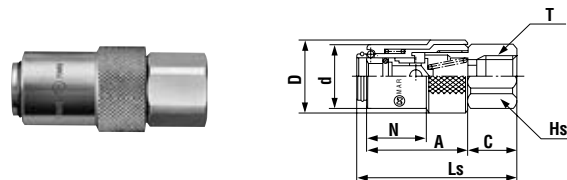
Model	Application (Hose)	Mass (g)	Dimensions (mm)							
			Ls	øD	ød	N	A	C	øT	øB
K02SH	1/4"	52	67	21	18.5	16.8	29	29	8	5
K03SH	3/8"	60	59	21	18.5	16.8	29	21	12	7

**Socket SM type (Male thread)**



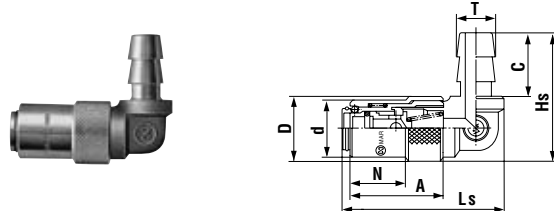
Model	Application	Mass (g)	Dimensions (mm)								
			Ls	øD	ød	N	A	Hs(WAF)	T	øB	
K02SM	Rc 1/4	70	51	21	18.5	16.8	29	Hex.17	R 1/4	6	
K03SM	Rc 3/8	82	52	21	18.5	16.8	29	Hex.19	R 3/8	6	

**Socket SF type (Female thread)**



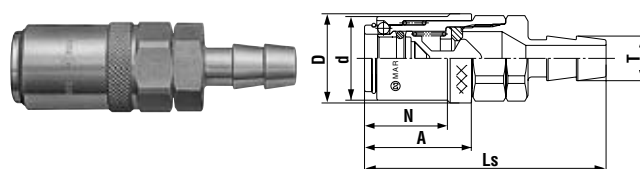
Model	Application	Mass (g)	Dimensions (mm)								
			Ls	øD	ød	N	A	C	T	Hs(WAF)	
K02SF	R 1/4	57	46.5	21	18.5	16.8	29	14.5	Rc 1/4	Hex.17	

**Socket SHL type (Hose barb)**



Model	Application (Hose)	Mass (g)	Dimensions (mm)							
			Ls	øD	ød	N	A	C	øT	Hs
K02SHL	1/4"	79	52	21	18.5	16.8	29	21	8	42.5
K03SHL	3/8"	87	52	21	18.5	16.8	29	21	12	42.5

**Socket SH type (Hose barb / Large Flow Type)**



Model	Application (Hose)	Mass (g)	Dimensions (mm)					
			Ls	øD	ød	N	A	øT
K3-03SH	3/8"	100	65	24	22.5	19	25.5	12
K3-04SH	1/2"	102	67	24	22.5	19	25.5	15
K4-04SH	1/2"	226	82	32	30	26.5	34	15

Notes: Also available without socket valve, identified by product code TS (e.g. K03SH without valve is K03TSH)  
 Also available are Cuplas with sleeve stopper. (Made-to-order item)