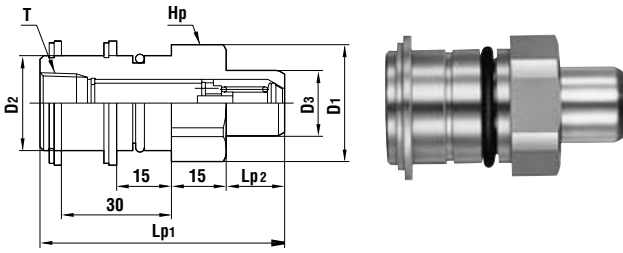


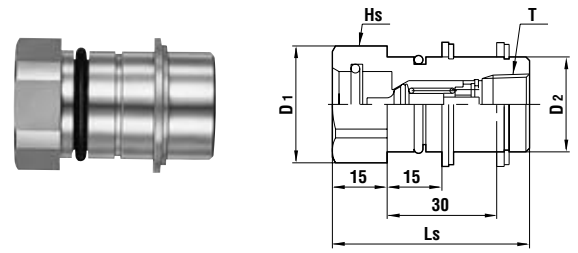
Models and Dimensions

Plug MAS type (Snap ring mount type)



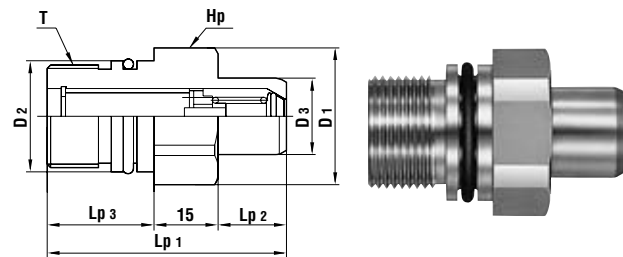
Model	Application	Mass (g)	Dimensions (mm)						
			Lp1	Lp2	øD1	øD2	øD3	Hp(WAF)	T
MAS-2P	R 1/4	150	65	14	28	21.9	14	Hex.26	Rc 1/4
MAS-3P	R 3/8	203	67	16	35	25.9	18	Hex.32	Rc 3/8
MAS-4P	R 1/2	412	73	20	44	35.9	24	Hex.41	Rc 1/2
MAS-6P	R 3/4	579	76.5	23.5	50	41.9	30	Hex.46	Rc 3/4
MAS-8P	R 1	720	78	24	58	47.9	36	Hex.54	Rc 1

Socket MAS type (Snap ring mount type)



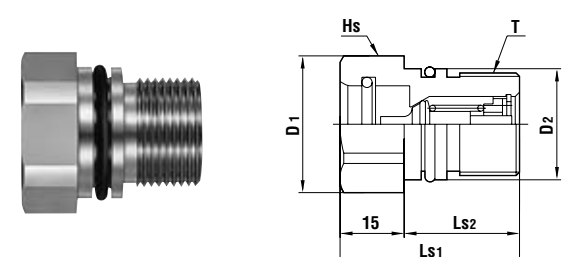
Model	Application	Mass (g)	Dimensions (mm)				
			Ls	øD1	øD2	Hs(WAF)	T
MAS-2S	R 1/4	126	51.5	28	21.9	Hex.26	Rc 1/4
MAS-3S	R 3/8	171	55	35	25.9	Hex.32	Rc 3/8
MAS-4S	R 1/2	406	65	44	35.9	Hex.41	Rc 1/2
MAS-6S	R 3/4	604	76	50	41.9	Hex.46	Rc 3/4
MAS-8S	R 1	825	87	58	47.9	Hex.54	Rc 1

Plug MAT type (Thread screw mount type)



Model	Application	Mass (g)	Dimensions (mm)							
			Lp1	Lp2	Lp3	øD1	øD2	øD3	Hp(WAF)	T
MAT-2P	M20x1.5	121	53	14	24	28	21.9	14	Hex.26	M20x1.5
MAT-3P	M24x1.5	164	56	16	25	32	25.9	18	Hex.29	M24x1.5
MAT-4P	M30x2	332	67	20	32	44	35.9	24	Hex.41	M30x2
MAT-6P	M39x2	453	73	23.5	34.5	50	41.9	30	Hex.46	M39x2
MAT-8P	M45x2	571	76	24	37	54	47.9	36	Hex.50	M45x2

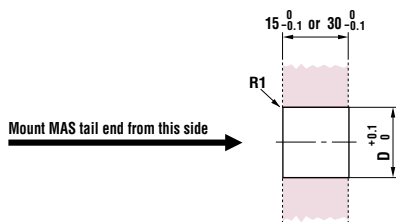
Socket MAT type (Thread screw mount type)



Model	Application	Mass (g)	Dimensions (mm)					
			Ls1	Ls2	øD1	øD2	Hs(WAF)	T
MAT-2S	M20x1.5	95	39	24	28	21.9	Hex.26	M20x1.5
MAT-3S	M24x1.5	124	42	27	32	25.9	Hex.29	M24x1.5
MAT-4S	M30x2	246	48	33	44	35.9	Hex.41	M30x2
MAT-6S	M39x2	382	58	43	50	41.9	Hex.46	M39x2
MAT-8S	M45x2	506	66	51	54	47.9	Hex.50	M45x2

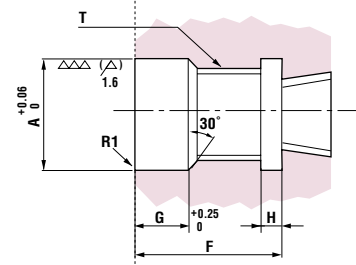
• MAT type must be used in combination with MAS type.

Tail end configuration



● MAS type

Size	Diameter (mm)	
	øD	
1/4"	23	
3/8"	27	
1/2"	37	
3/4"	43	
1"	49	



● MAT type

Size	Dimensions (mm)					
	øA	G	F		H	T
			Plug	Socket		
1/4"	22	10.5	25	25	4	M20x1.5
3/8"	26	10.5	26	28	4	M24x1.5
1/2"	36	12.5	33	34	5	M30x2.0
3/4"	42	13.5	35.5	44	5	M39x2.0
1"	48	13.5	38	52	5	M45x2.0