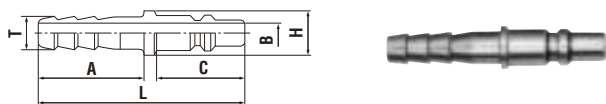
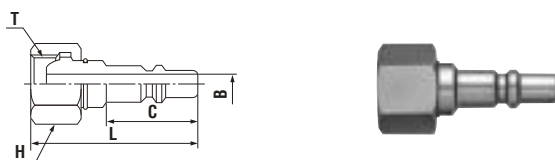
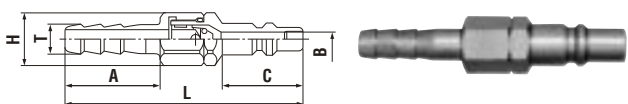


Plug PH type (Hose barb)

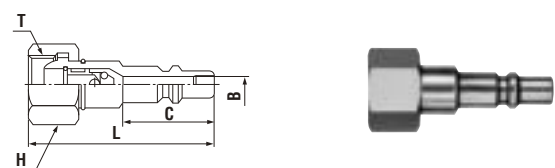
Usage	Model	Application (Hose)	Mass (g)	Dimensions (mm)					
				L	C	A	øH	øT	øB
For Oxygen	22PH	1/4"	16	55	23.5	28	11	7.8	5
	25PH	5/16"	19					9	
For Fuel Gas	33PH	3/8"	22	57	25.5	28	14	10.5	7.5
	35PH	5/16"	20					9	6

Plug PF type (Female thread for torch connection)

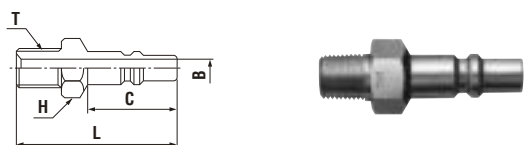
Usage	Model	Application	Mass (g)	Dimensions (mm)					
				L	C	H(WAF)	T	øB	
For Oxygen	22PF	For oxygen torch side	31	(43)	23.5	Hex.19	M16x1.5	5	
	22PFF		29	(43.5)		Hex.17	G 1/4		
	25PF		26				W12.5-20		
For Fuel Gas	33PF	For fuel gas torch side	36	(44.5)	25.5	Hex.19	M16x1.5 left-hand thread	7.5	

Plug PHB type (Hose barb with backflow stop valve)

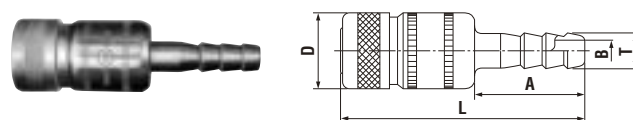
Usage	Model	Application (Hose)	Mass (g)	Dimensions (mm)					
				L	C	A	øH	øT	øB
For Oxygen	22PHB	1/4"	31	(69.6)	23.5	28	15.5	7.8	4.5
	25PHB	5/16"	34					9	
For Fuel Gas	33PHB	3/8"	41	(70.6)	25.5	28	15.5	10.5	4.5
	35PHB	5/16"	39					9	

Plug PFB type (Female thread with backflow stop valve for torch connection)

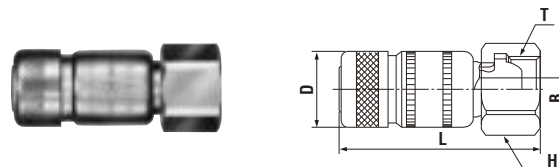
Usage	Model	Application	Mass (g)	Dimensions (mm)					
				L	C	H(WAF)	T	øB	
For Oxygen	22PFB	For oxygen torch side	36	(48.5)	23.5	Hex.19	M16x1.5	4.5	
For Fuel Gas	33PFB	For fuel gas torch side	41	(49)	25.5	Hex.19	M16x1.5 left-hand thread	4.5	

Plug PMT type (Male thread)

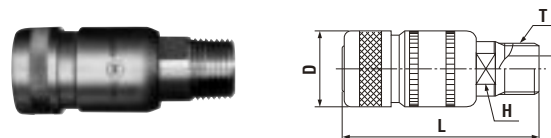
Usage	Model	Application	Mass (g)	Dimensions (mm)					
				L	C	H(WAF)	T	øB	
For Oxygen	21PMT	Rc 1/8	22	43.5	24	Hex.14	R 1/8	5	
	22PMT	Rc 1/4	27	45	24	Hex.14	R 1/4	5	

Socket SH type (Hose barb)

Usage	Model	Application (Hose)	Mass (g)	Dimensions (mm)					
				L	øD	A	øT	øB	
For Oxygen	22SH	1/4"	52	(64)	(19.8)	29	7.8	5	
	25SH	5/16"	55				9		
For Fuel Gas	33SH	3/8"	69	(65)	(22.6)	29	10.5	7.5	
	35SH	5/16"	67				9	6	

Socket SF type (Female thread for cylinder connection)

Usage	Model	Application	Mass (g)	Dimensions (mm)					
				L	øD	T	øB	H(WAF)	
For Oxygen	22SF	For oxygen gauge side	80	(52)	(19.8)	M16x1.5	5	Hex.19	
For Fuel Gas	33SF	For fuel gas gauge side	96	(54)	(22.6)	M16x1.5 left-hand thread	5	Hex.19	

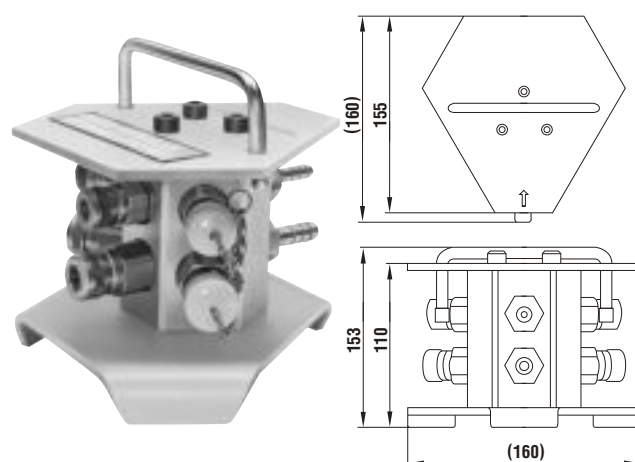
Socket SM type (Male thread)

Usage	Model	Application	Mass (g)	Dimensions (mm)					
				L	øD	H(WAF)	T	øB	
For Oxygen	22SM	Rc 1/4	51	(52)	(19.8)	12	R 1/4	7.5	
For Fuel Gas	33SM	Rc 3/8	77	(55)	(22.6)	14	R 3/8	10	

Socket Line Cupla Mini LM-32 (For three port branch piping)

Mass : 4,300 g

• Dust caps come with the product as standard.



Dimensions (mm)			
Line Cupla Mini contains:	For Oxygen	For Fuel Gas	Qty
Supply port	1/4"	3/8"	Each 1 pc.
Gas outlets	22SM	33SM	Each 3 pc.
Accessories (Plug with backflow stop valve)	22PHB	33PHB	Each 3 pc.