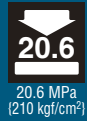


For High Pressure

210 Cupla

For hydraulic pressure up to 20.6 MPa {210 kgf/cm²}

Working pressure



Valve structure

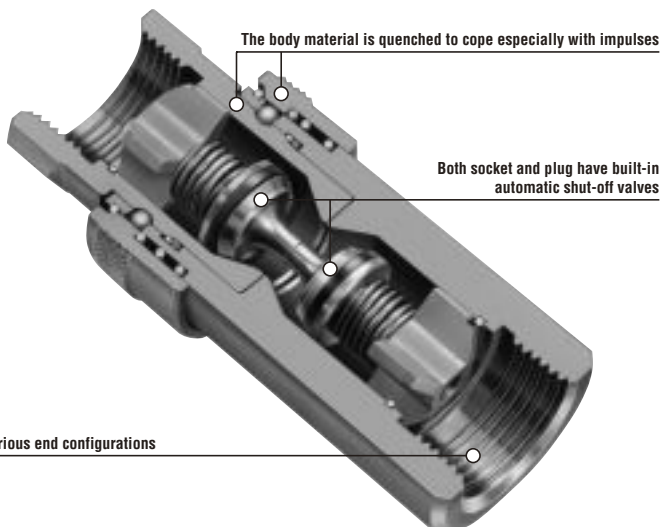


Applicable fluids



Standard hydraulic Cuplas for general purposes with a working pressure up to 20.6 MPa.
Low pressure loss, suitable for hydraulic equipment.

- General purpose hydraulic Cuplas with a working pressure of 20.6 MPa {210 kgf/cm²}.
- Structure is designed to reduce pressure loss to the lowest, and is best for hydraulic applications that need big flow rates.
- Both socket and plug have built-in automatic shut-off valves that prevent fluid outflow when disconnected. Easy to handle.



Specifications				
Body material	Special steel (Nickel-plated)			
Size (Thread)	1/4", 3/8", 1/2", 3/4", 1"			
Working pressure	MPa	20.6		
	kgf/cm ²	210		
	bar	206		
	PSI	2990		
Seal material	Seal material	Mark	Working temperature range	Remarks
	Nitrile rubber	NBR (SG)	-20°C to +80°C	Standard material
Working temperature range	Fluoro rubber	FKM (X-100)	-20°C to +180°C	Available on request

Max. Tightening Torque		Nm (kgf·cm)				
Size (Thread)		1/4"	3/8"	1/2"	3/4"	1"
Torque		28 (286)	45 (459)	90 (918)	100 (1020)	180 (1836)

Flow Direction

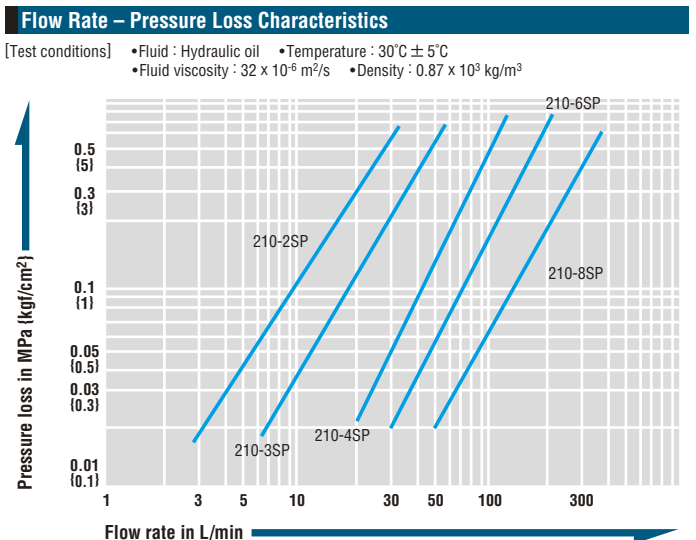
Fluid may flow in either direction from plug or from socket side when coupled.

Interchangeability
 Different sizes are not interchangeable.

Min. Cross-Sectional Area	(mm ²)				
Model	210-2SP	210-3SP	210-4SP	210-6SP	210-8SP
Min. cross-sectional area	24.5	42.8	77.4	146.5	235.6

Suitability for Vacuum		1.3 Pa (1 x 10 ⁻² mmHg)
Socket only	Plug only	When connected
—	—	Operational

Admixture of Air on Connection	Admixture of air may vary depending upon the usage conditions. (mL)				
Model	210-2SP	210-3SP	210-4SP	210-6SP	210-8SP
Volume of air	0.85	1.02	2.63	8.83	16.04



⚠ Precautions for use
 There is no interchangeability between 210 Cupla and HSP Cupla or 280 Cupla. Do not connect each other even if some sizes are approximate.