




**MACHINE TOOL**

# MULTI WORKER MW-20

## Latest Turntable Type

**3 work positions, 8 angle iron processes with cutter replacement**

*Industry's first turntable type processing position selection mechanism (three-positions) boosts angle iron processing efficiency by shifting smoothly to next processing operation.*



### Hydraulic angle iron processing machine **MULTI WORKER MW-20**

- ▶ Turntable type processing position selection mechanism (three-positions) combines space-saving with excellent workability
- ▶ Makes successive angle cuts, v-notches and bends without a jig change.
- ▶ Separate hydraulic pump enables a selection of installation layouts.

▶▶ MULTI WORKER MW-20 and Hydraulic Pump HPS-05 are sold as a set.

*Applicable to stainless steel  
 angle bar process.  
 SUS304 Max. thickness 3mm*






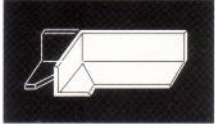

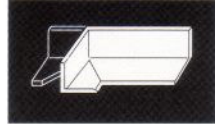



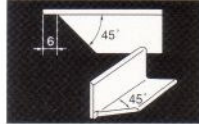

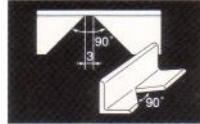
MULTI WORKER MW-20

Pump HPS-05

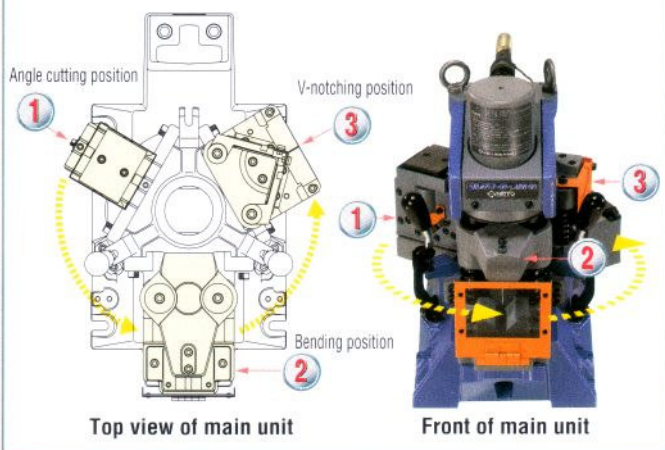
# MULTI WORKER MW-20

## 3 work positions, 8 angle iron processes with cutter replacement

### Standard die sets

<b>1</b> Angle Cutting Die Set Standard accessory Angle cutting  	<b>2</b> Bending Die Set Standard accessory 5t and 6t bending  	Option 3t and 4t bending  	<b>3</b> V-notching Die Set Standard accessory V-notching  	Option 45° corner notch  	Option Punch notch special  
---	---	---	--	--	---

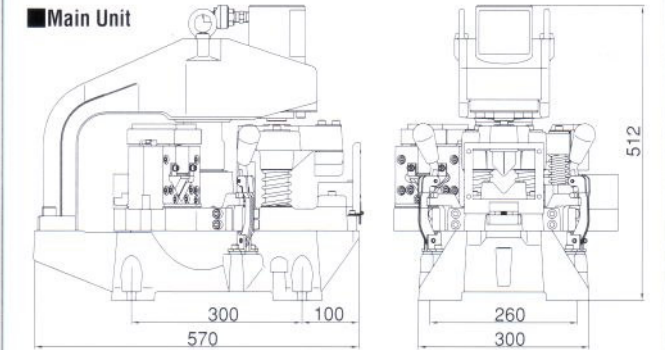
### Turntable Type Processing Positions



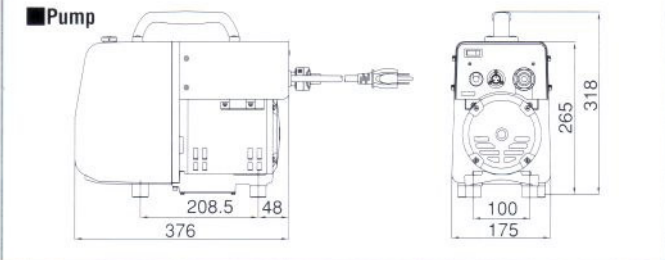
Top view of main unit      Front of main unit

### Dimensions (mm)

■ Main Unit




■ Pump



- Read instruction manual before use.
- The information herein contained are as of May 1997. The specifications, design, etc. may be changed without notice for improvements.

### Optional Die Sets

<b>★ Punching Die Sets</b> EL Punching Die Set  Cutters sold separately  Angle iron size: 40 x 40 x 3 to 50 x 50 x 6 ■ SS: φ 19x6 mm SUS: φ 19x3 mm	E Punching Die Set  Cutters sold separately  Angle iron size: 25 x 25 x 3 to 50 x 50 x 6 ■ SS: φ 15x6 mm SUS: φ 15x3 mm	<b>Pipe Notching Die Set</b>   Notching both sides of pipe      Welding of notched pipe ➤ Further information available on request.
--	---	--

➤ Abbreviations: SS means SS400, SUS means SUS304.

Photographs showing work positions were taken with protective covers removed to explain functions.

### Specifications

#### Multi Worker Model MW-20

Max. output	kN (tf)	196 (20)
Stroke	mm	30
Max. angle iron for processing	mm	SS400 50 x 50 x 6 SUS304 50 x 50 x 3
No-load stroke time	sec	5 approx.
Dimensions	mm	570 (L), 300 (W at base), 512 (H)
Main unit mass (with standard die set)	kg	160 approx.

#### Pump Model HPS-05

Max. working pressure	MPa (kgf/cm <sup>2</sup> )	68.65 (700)	
Output	At No Load	50Hz	1.20
		60Hz	1.44
	At 68.65MPa	50Hz	0.55
		60Hz	0.66
Power		230V ~, single phase, 50/60 Hz	
Motor output	kW	0.4	
Reservoir capacity	ℓ	4.0	
Mass	kg	28.5 approx.	

#### Standard Accessories

- 6 mm Allen Key: 1 pc.
- 8 mm Allen Key: 1 pc.
- Work Stopper Ass'y: 1 set
- Work Stopper Guide: 1 pc.
- Foot Switch Ass'y: 1 opc.
- Corner Cutting Stopper: 1 pc.
- Very High Pressure Hose Ass'y: 1 set
- Hexagon socket head bolt 8x30: 2 pcs.
- Oil cap: 1 pc.

Distributed by



**Head Office and Laboratory**  
 9-4, Nakaikegami 2-chome,  
 Ohta-ku, Tokyo 146 Japan  
 Phone: 03(3755)1111 Fax: 03(3753)8791  
 (Overseas Department)