









## Optional Accessories for HAND BEVELER / MINI BEVELER / CIRCUIT BEVELER

	PN	Description	Sales Unit	Application model	Remarks
	TA9A093	Indexable Insert 12.7 Ass'y	12 pcs./set	HB-15B	
	TB01159	Indexable Insert 12.7 with hole Ass'y	10 pcs./set	EMB-0307B, AMB-0307, AMBL-0307, ECB-0203	
	TB01791	Indexable Insert 12.7 Ass'y R2	10 pcs./set	EMB-0307B, AMB-0307, AMBL-0307, ECB-0203	
	TB01651	Indexable Insert 12.7 Ass'y R3	10 pcs./set	EMB-0307B, AMB-0307, AMBL-0307, ECB-0203	
	TB01790	Indexable Insert 12.7 Ass'y R4	10 pcs./set	EMB-0307B, AMB-0307, AMBL-0307	
	TA9A386	Indexable Insert 9.525 with hole Ass'y	10 pcs./set	MB-03A, CB-02	
	TA9A592	Indexable Insert 9.525 Ass'y R2	10 pcs./set	MB-03A, CB-02	
	TA9A638	Indexable Insert 9.525 Ass'y R3	10 pcs./set	MB-03A	
	TA9A728	Plate Ass'y for pipe	1 set	HB-15B	For pipe 125 - 800 mm dia.
	TB02539	Attachment for small dia. pipe	1 set	EMB-0307B, AMB-0307, AMBL-0307	For pipe 80 - 200 mm dia.
	TA9A594	Inner head Ass'y	1 set	MB-03A	For min. 100 mm dia.
	TB02857	Guide sleeve 24 mm dia. Ass'y	1 set	ECB-0203	For chamfering R2
	TB03097	Plate Ass'y for straight line use	1 set	ECB-0203	
	TB02862	Dust Box Ass'y	1 set	ECB-0203	Used with Plate Ass'y for straight line use
	TB03424	Spanner T-9D	1 pc.	MB-03A, CB-02	
	TQ01683	Spanner T-15D	1 pc.	EMB-0307B, AMB-0307, AMBL-0307, ECB-0203	

## QUICK CONNECTIVE COUPLINGS FOR PNEUMATIC TOOLS **HI CUPLA series**

### HI CUPLA / HI CUPLA 200 (One-touch connection & Big flow rate type)



- One-way shut-off cupla with an automatic shut-off valve in the socket
- Important parts are hardened for excellent wear resistance and durability

Plug				Socket			
For hose connection				For hose connection			
17PH	For 1/4" hose	40PH	For 1/2" hose	17SH	For 1/4" hose	40SH	For 1/2" hose
20PH	For 1/4" hose	600PH	For 3/4" hose	20SH	For 1/4" hose	600SH	For 3/4" hose
30PH	For 3/8" hose	800PH	For 1" hose	30SH	For 3/8" hose	800SH	For 1" hose
For female thread connection				For female thread connection			
10PM	For Rc 1/8"	400PM	For Rc 1/2"	10SM	For Rc 1/8"	400SM	For Rc 1/2"
20PM	For Rc 1/4"	600PM	For Rc 3/4"	20SM	For Rc 1/4"	600SM	For Rc 3/4"
30PM	For Rc 3/8"	800PM	For Rc 1"	30SM	For Rc 3/8"	800SM	For Rc 1"
For male thread connection				For male thread connection			
20PF	For R 1/4"	400PF	For R 1/2"	20SF	For R 1/4"	400SF	For R 1/2"
30PF	For R 3/8"	600PF	For R 3/4"	30SF	For R 3/8"	600SF	For R 3/4"
40PF	For R 1/2"	800PF	For R 1"	40SF	For R 1/2"	800SF	For R 1"
For male thread connection (parallel thread)				For hose connection			
20PFF	For G 1/4"			200-17SH	For 1/4" hose	200-40SH	For 1/2" hose
				200-20SH	For 1/4" hose		
				200-30SH	For 3/8" hose		
Specifications				For female thread connection			
Type	Hi Cupla		Hi Cupla 200	200-20SM	For Rc 1/4"		
Body material	Steel (chrome-plated)		Steel (chrome-plated)	200-30SM	For Rc 3/8"		
Size	1/8", 1/4", 3/8", 1/2", 3/4", 1"		1/8", 1/4", 3/8", 1/2"	200-40SM	For Rc 1/2"		
Working pressure	1.5 MPa		1.0 MPa	For male thread connection			
Pressure resistance	2.0 MPa		1.5 MPa	200-20SF	For R 1/4"		
Packing material	NBR		NBR	200-30SF	For R 3/8"		
Working temp.range	-20°C - 80°C		-5°C - 60°C	200-40SF	For R 1/2"		

## HI CUPLA ACE



Specifications	
Body material	Engineering plastics
Size	1/4", 3/8", others
Working pressure	1.5 MPa
Pressure resistance	2.0 MPa
Packing material	NBR
Working temp.range	-5°C - 60°C

- Plastic Cuplas with a built-in locking mechanism
- Pressure ratings comparable to steel Cuplas

Plastic Plug				Hi Cupla Ace Socket			
For hose connection (PH)				For hose connection (SH)			
20PH-PLA	For 1/4" hose			HA-20SH	For 1/4" hose		
30PH-PLA	For 3/8" hose			HA-30SH	For 3/8" hose		
For female thread connection (PM)				For female thread connection (SM)			
20PM-PLA	For Rc 1/4"			HA-20SM	For Rc 1/4"		
30PM-PLA	For Rc 3/8"			HA-30SM	For Rc 3/8"		
For urethane hose with spring nut connection (PNG)				For urethane hose with spring nut connection (SNG)			
50PNG-PLA	For 5 ID x 8 OD hose			HA-50SNG	For 5 ID x 8 OD hose		
65PNG-PLA	For 6.5 ID x 10 OD hose			HA-65SNG	For 6.5 ID x 10 OD hose		
85PNG-PLA	For 8.5 ID x 12.5 OD hose			HA-85SNG	For 8.5 ID x 12.5 OD hose		
For male thread connection (PF)				Hi Cupla Ace T type (for 2 branches)			
20PFF-PLA	For G 1/4"			HA-T	20P-PLA / HA-65S x 2		